

# EDCON-COMPONENTS



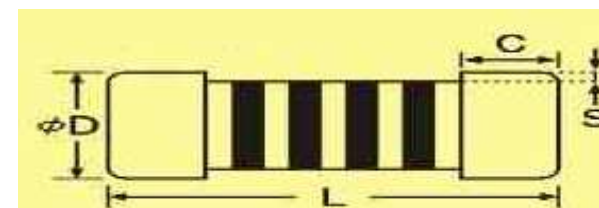
## Characteristics

Item	Characteristics	Test Method
Operating Temp. Range	. -55°C ~ 155°C	
Temperature Coefficient	. +/- 200ppm/°C	JIS-C 5202; 5,2
Short Time overload	. +/- 2%	Rating Voltage x 2.5 or Max. Overload voltage for 5 sec. Whichever less
Resistance to Soldering heat	. +/- 2%	260°C +/- 5sec, 5sec +/- 1 sec
Insulation Resistance	Over 10 <sup>3</sup> M Ohm	JIS-C 5202; 5.6 A
Load Life Humidity	. +/- 5%	40°C +/- 2°C, 90%~95% R, 1000h, 1,5h "on" / 0,5h "off" cycle
Load Life	. +/- 5%	70°C +/- 2°C, 1000h, 1,5h "on" / 0,5h "off" cycle
Solderability	90% Coverage Min.	235°C +/- 5sec, 2sec +/- 0,5 sec
Bending test	. +/- 1%	Holding point width 90mm, Bending 5mm, 1 time
Non-Combustibility	The resistor shall withstand Overload test in accordance with Article UL-94, V-0 without producing a fire hazard.	

## Technical Informations

Serie	Size	Dimensions (mm)			S	
		L	D	C	Max	Min
X23032	0309	9,5 / +/-0,5	3,6 / +/-0,2	2,2 / +/-0,2	0,4	+/- 0,1

## Technical Drawing Case



## Packing Informations

Serie	Size	Tape/Reel	Bulk	Carton
X23032	0309	2000PCS	-----	-----

## Fusible Melf Resistor Size 0309

Part No.: **X23032**

Customer:

DRW:	Jason	CHKD	Wilson	MATL:	Wilson	TOLERANCE	Mason	DATE	10.04.2009
APPD:	Schumi			FINISH	Jamy		Sheet No.		1 from 4

# EDCON-COMPONENTS



## Range Specification Value

Following is the fusing times of power rating. If continuing 60sec., tested then within 30 minutes under regular temp. Without power burden that rest resistance is 100 times up more than beginning resistance but the voltage must be automatic adjustment.

Size	Power	Power Code	Fusing Times				Fusing Time	
			X40	X30	X25	X20		X16
#BEZUG!	0,5W	C			0,1 ~ 0,43	0,47 ~ 2,0	2,2 ~ 5K	within 60 Sec.
	1,0W	D						

1. The Fusing Time and Fusing Times Set can be complied with buyers request in advance.
2. This Fusing characteristics are in constant voltage circuit.

3. Fusing voltage:  $\sqrt{\text{Power Rating} \times \text{Resistance} \times \text{Fusing Multiplier}}$

<b>Fusible Melf Resistor Size</b>	
<b>0309</b>	
Part No.:	<b>X23032</b>
Customer:	

DRW:	Jason	CHKD	Wilson	MATL:	Wilson	TOLERANCE	Mason	DATE	10.04.2009
APPD:	Schumi			FINISH	Jamy		Sheet No.	2 from 4	

# EDCON-COMPONENTS



## Ordering Informations

Serie	Range Code	Ordering Power Code	T.C.R Code	Tolerance Code	ROHS	Packing Code				
<b>X23032</b>	<b>1R0</b>	<b>C</b>	<b>1</b>	<b>J</b>	<b>R</b>	<b>TR20</b>				

<b>1R0=</b> 1,0R Resistance Range look table	<b>C=</b> 0,5W	<b>1=</b> +/- 200ppm	<b>J=</b> Tol. +/- 5%	<b>R=</b> ROHS Conform	<b>TR20=</b> Tape Reel 2000PCS
	<b>D=</b> 1,0W			<b>N=</b> NON ROHS	

**Fusible Melf Resistor Size  
0309**

Part No.: **X23032**

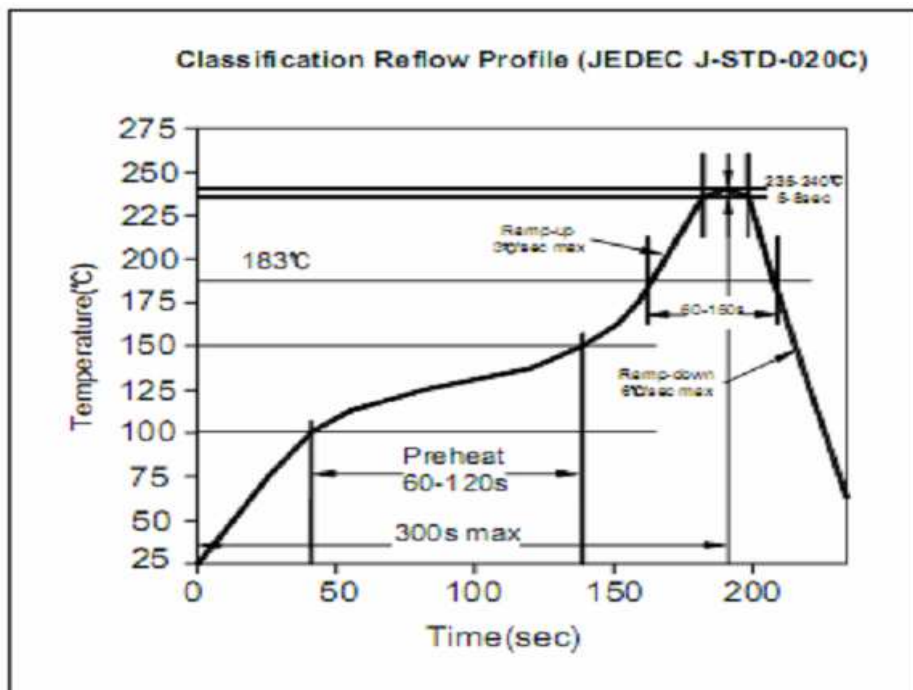
DRW:	Jason	CHKD	Wilson	MATL:	Wilson	TOLERANCE	Mason	DATE	10.04.2009	Customer:
APPD:	Schumi			FINISH	Jamy		Sheet No.	3 from 4		

# EDCON-COMPONENTS

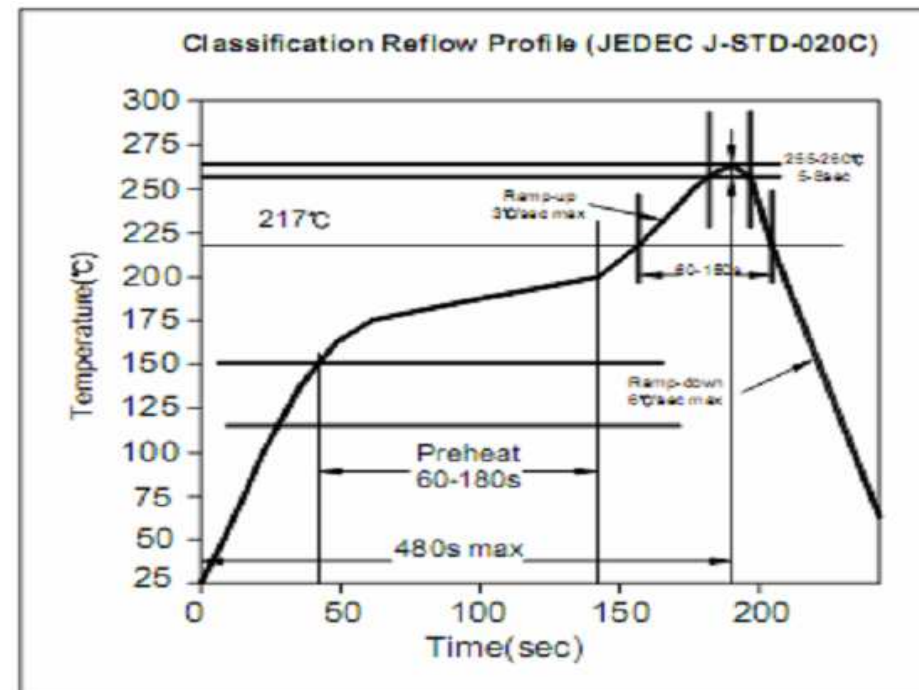


## Soldering Profile Curve

### Soldering Profile for Lead Soldering



### Soldering Profile for Lead Free Soldering



**Fusible Melf Resistor Size  
0309**

Part No.: **X23032**

DRW:	Jason	CHKD	Wilson	MATL:	Wilson	TOLERANCE	Mason	DATE	10.04.2009
APPD:	Schumi			FINISH	Jamy		Sheet No.	4 from 4	Customer:

[www.edcon-components.com](http://www.edcon-components.com)

email: [info@edcon-components.com](mailto:info@edcon-components.com)