

EDCON-COMPONENTS



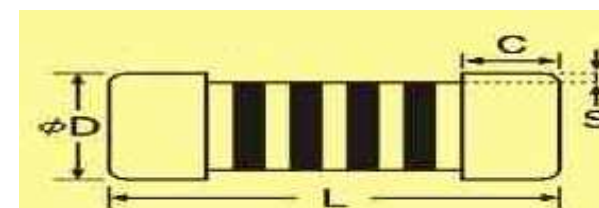
Characteristics

Item	Characteristics	Test Method
Operating Temp. Range	. -55°C ~ 155°C	
Temperature Coefficient	look table page 2	JIS-C 5202; 5,2
Short Time overload	. +/- 1%	Rating Voltage x 2.5 or Max. Overload voltage for 5 sec. Whichever less
Pulse Overload	. +/- 2%	Rating Voltage x 4 or Max. pulse overload voltage for 10.000 cycle (1sec. "on 25 sec "off". Whichever less
Temperature cycling	. +/- 1%	. -55°C (30min) / +85°C (30min) for 5 cycle
Load Life Humidity	. +/- 5%	40°C +/- 2°C, 90%~95% R, 1000h, 1,5h "on" / 0,5h "off" cycle
Load Life	. +/- 5%	70°C +/- 2°C, 1000h, 1,5h "on" / 0,5h "off" cycle
Resistance to Soldering heat	. +/- 2%	260°C +/- 5sec, 5sec +/- 1 sec
Solderability	90% Coverage Min.	235°C +/- 5sec, 2sec +/- 0,5 sec
Bending test	. +/- 1%	Holding point width 90mm, Bending 5mm, 1 time
High Temperature exposure	. +/- 2%	155°C +/- 5°C, 2 hours
Non-Combustibility	The resistor shall withstand Overload test in accordance with Article UL-94, V-0 without producing a fire hazard.	

Technical Informations

Serie	Size	Dimensions (mm)			S	
		L	D	C	Max	Min
X23009-	0411	10,5 / +/-0,3	4,0 / +/-0,3	2,3 / +/-0,2	0,3 +/- 0,1	

Technical Drawing Case



Packing Informations

Serie	Size	Tape/Reel	Bulk	Carton
X23009-	0411	1500PCS	1000PCS	-----

Carbonfilm Melf Resistor Size 0411

Part No.: **X23009-**

DRW:	Jason	CHKD	Wilson	MATL:	Wilson	TOLERANCE	Mason	DATE	10.07.2014	Customer:
APPD:	Schumi			FINISH	Jamy		Sheet No.		1 from 4	

EDCON-COMPONENTS



Range Specification Value

Serie	Size	Ordering Code Power	Power Rating	Max Working Voltage	Max Overload Voltage					Resistance Range	
										. +/- 2%	. +/- 5%
X23009-	0411	E	2,0W	500V	1000V					1,0R ~ 10M	1,0R ~ 10M

**Carbonfilm Melf Resistor
Size 0411**

Part No.: **X23009-**

DRW:	Jason	CHKD	Wilson	MATL:	Wilson	TOLERANCE	Mason	DATE	10.07.2014
APPD:	Schumi			FINISH	Jamy		Sheet No.		2 from 4

Customer:

www.edcon-components.com

email: info@edcon-components.com

EDCON-COMPONENTS



Ordering Informations

Serie	Range Code	Ordering Power Code	T.C.R Code	Tolerance Code	ROHS	Packing Code				
-------	------------	---------------------	------------	----------------	------	--------------	--	--	--	--

X23009-	104	E	0	J	R	TR15				
----------------	------------	----------	----------	----------	----------	-------------	--	--	--	--

104= 100K Resistance Range look table	E= 2,0W	0= Not selectable	G= Tol. +/- 2%	R= ROHS Conform	TR15= Tape Reel 1500PCS BU05= Bulk Ware 500PCS
			J= Tol. +/- 5%	N= NON ROHS	

**Carbonfilm Melf Resistor
Size 0411**

Part No.: **X23009-**

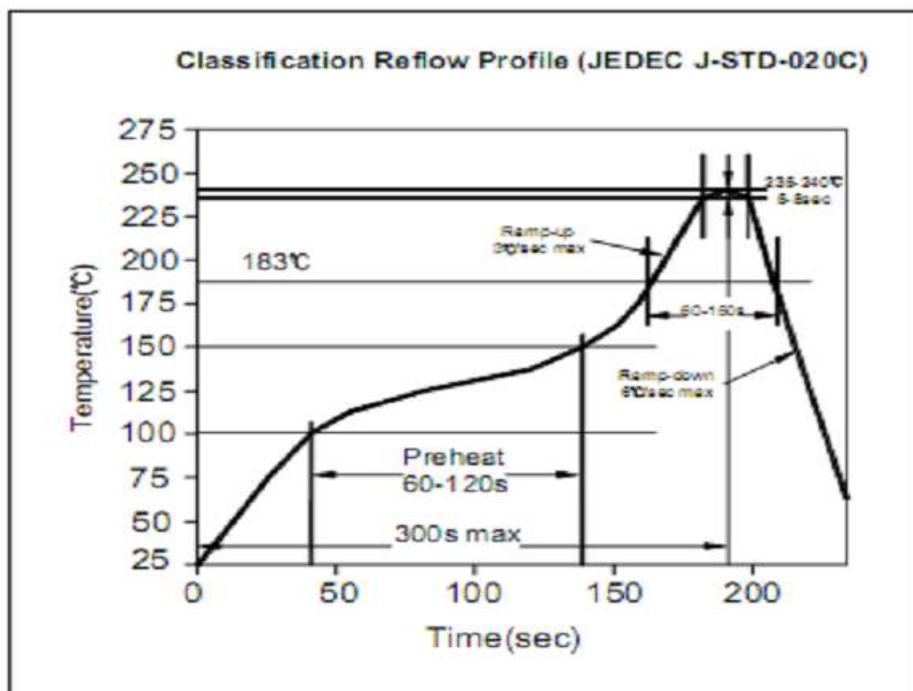
DRW:	Jason	CHKD	Wilson	MATL:	Wilson	TOLERANCE	Mason	DATE	10.07.2014
APPD:	Schumi			FINISH	Jamy		Sheet No.	3 from 4	

Customer:

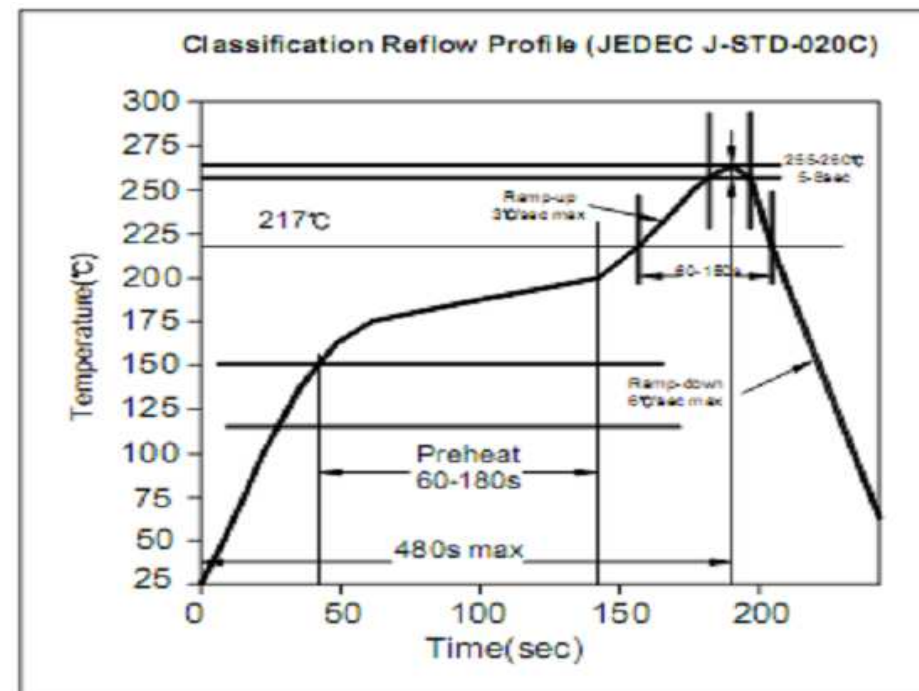


Soldering Profile Curve

Soldering Profile for Lead Soldering



Soldering Profile for Lead Free Soldering



**Carbonfilm Melf Resistor
Size 0411**

Part No.: **X23009-**

DRW:	Jason	CHKD	Wilson	MATL:	Wilson	TOLERANCE	Mason	DATE	10.07.2014	Customer:
APPD:	Schumi			FINISH	Jamy		Sheet No.	4 from 4		