

EDCON-COMPONENTS



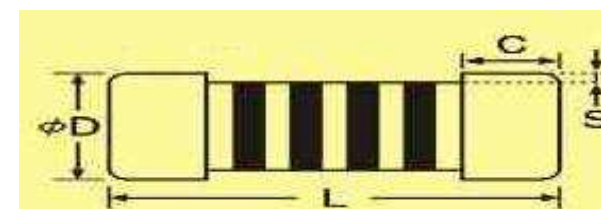
Characteristics

Item	Characteristics	Test Method
Operating Temp. Range	. -55°C ~ 155°C	
Temperature Coefficient	. +/- 100ppm 50ppm, 25ppm, 15ppm/°C	JIS-C 5202; 5,2
Short Time overload	. +/- (0,5% + 0,05 Ohm)	Rating Voltage x 2.5 or Max. Overload voltage for 5 sec. Whichever less
Pulse Overload	. +/- (0,5% + 0,05 Ohm)	Rating Voltage x 3 or Max. pulse overload voltage for 10.000 cycle (1sec. "on 25 sec "off". Whichever less
Temperature cycling	. +/- (0,5% + 0,05Ohm)	. -55°C (30min) / +85°C (30min) for 5 cycle
Load Life Humidity	. +/- (1% + 0,05 Ohm)	40°C +/- 2°C, 90%~95% R, 1000h, 1,5h "on" / 0,5h "off" cycle
Load Life	. +/- (1% + 0,05 Ohm)	70°C +/- 2°C, 1000h, 1,5h "on" / 0,5h "off" cycle
Resistance to Soldering heat	. +/- (0,5% + 0,05 Ohm)	260°C +/- 5sec, 5sec +/- 1 sec
Solderability	90% Coverage Min.	235°C +/- 5sec, 2sec +/- 0,5 sec
Bending test	. +/- (0,5% + 0,05 Ohm)	Holding point width 90mm, Bending 5mm, 1 time
Non-Combustibility	The resistor shall withstand Overload test in accordance with Article UL-94, V-0 without producing a fire hazard.	

Technical Informations

Serie	Size	Dimensions (mm)			S	
		L	D	C	Max	Min
X23003	0309	9,5 / +/-0,3	3,6 / +/-0,3	2,2 / +/-0,2	0,4 / +/-0,1	

Technical Drawing Case



Packing Informations

Serie	Size	Tape/Reel	Bulk	Carton
X23003	0309	2000PCS	2000PCS	20000PCS

Metallfilm Melf Resistor Size 0309

Part No.: **X23003**

DRW:	Jason	CHKD	Wilson	MATL:	Wilson	TOLERANCE	Mason	DATE	10.04.2009	Customer:
APPD:	Schumi			FINISH	Jamy		Sheet No.	1 from 4		

EDCON-COMPONENTS



Range Specification Value

Serie	Size	Ordering Code Power	Power Rating	Max Working Voltage	Max Overload Voltage	T.C.R.	Resistance Range				
							. +/- 0,1%	. +/- 0,25%	. +/- 0,5%	. +/- 1%	. +/- 5%
X23003	0309	D	1,0W	500V	1000V	. +/- 50ppm +/- 100ppm			10R ~ 560K	1,0R ~ 1,0M	0,1R ~ 1,0M

**Metallfilm Melf Resistor
Size 0309**

Part No.: **X23003**

DRW:	Jason	CHKD	Wilson	MATL:	Wilson	TOLERANCE	Mason	DATE	10.04.2009	Customer:
APPD:	Schumi			FINISH	Jamy		Sheet No.	2 from 4		

EDCON-COMPONENTS



Ordering Informations

Serie	Range Code	Ordering Power Code	T.C.R Code	Tolerance Code	ROHS	Packing Code				
X23003	104	D	3	J	R	TR20				

104= 100K Resistance Range look table	D= 1,0W	3= +/- 50ppm	C= Tol. +/- 0,5%	R= ROHS Conform	TR20= Tape Reel 2000PCS
		4= +/- 100ppm	F= Tol. +/- 1%	N= NON ROHS	
			J= Tol. +/- 5%		BU20= Bulk Ware 2000PCS

Metallfilm Melf Resistor Size 0309	
Part No.:	X23003
Customer:	

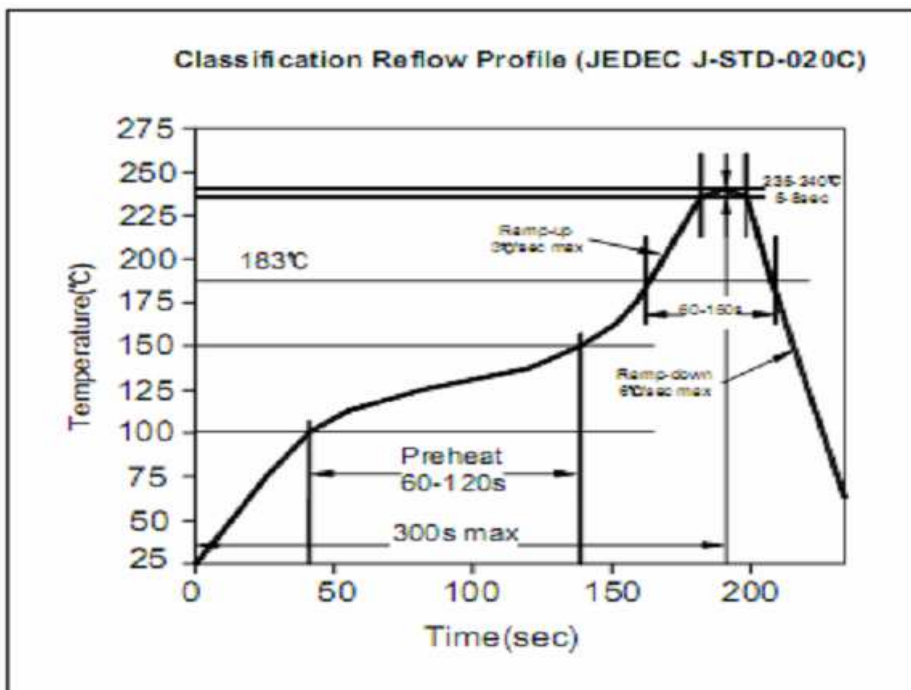
DRW:	Jason	CHKD	Wilson	MATL:	Wilson	TOLERANCE	Mason	DATE	10.04.2009
APPD:	Schumi			FINISH	Jamy		Sheet No.	3 from 4	

EDCON-COMPONENTS

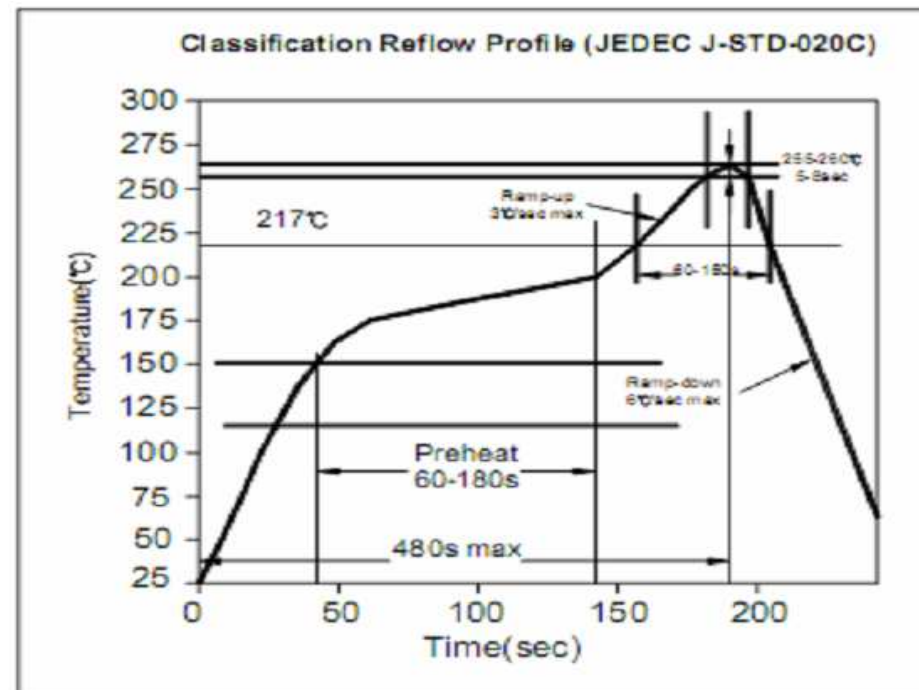


Soldering Profile Curve

Soldering Profile for Lead Soldering



Soldering Profile for Lead Free Soldering



**Metallfilm Melf Resistor
Size 0309**

Part No.: **X23003**

DRW:	Jason	CHKD	Wilson	MATL:	Wilson	TOLERANCE	Mason	DATE	10.04.2009
APPD:	Schumi			FINISH	Jamy		Sheet No.	4 from 4	Customer:

www.edcon-components.com

email: info@edcon-components.com