

R4102 Miniature cartridge Fuse



Main Characteristics
Miniature cartridge fuse; Time-Lag(T)
Standard

UL-248-14

Materials

Tube: Ceramic Tube
End Caps: Nickel plated brass
Axial Leads: Nickel plated caps
Tin plated copper wires

Operating Temperature

-55°C to +125°C

Storage Conditions

+10°C to +60°C
Relative humidity: ≤75% yearly average
Without dew, maximum 30 days at 95%

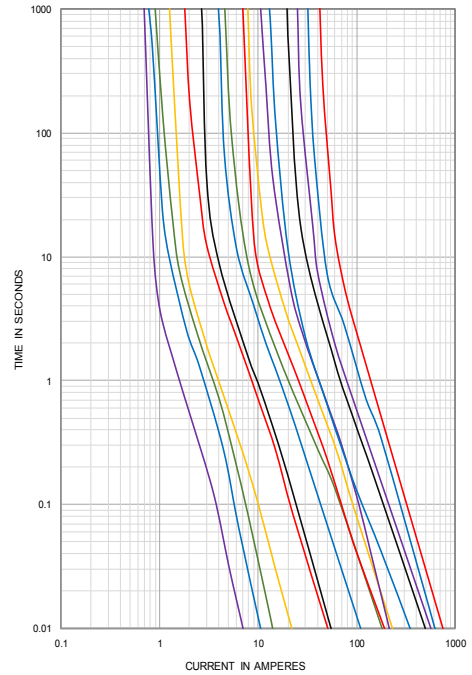
Vibration Resistance

24 cycles at 15 min. each (60068-6)
10-60Hz at 0.75mm amplitude
60-2000Hz at 10g acceleration

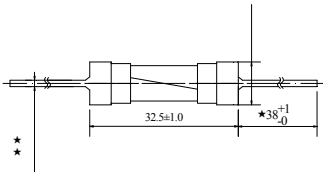
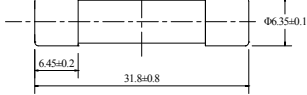
Soldering Parameters

260°C. ≤5 sec (Wave Soldering)
350°C. ≤3 sec (Hand Soldering)
Soldering Peak:
260°C. 10 sec. (IEC 60068-20)

Average Time Current(I-T Curve)



Dimensions (unit: mm)



★500mA~12.5A Φ0.8mm
15A~30A Φ1.0mm

Time vs Current Characteristics: UL248-14

Rated Current	100%	135%	200%
500mA~30A	>4h	<1h	5s~60s



Electrical Characteristics at 25°C

Amp Code	Rated Current	Rated voltage	Typical Cold Resistance (mΩ)	Nominal Melting I ² t(A ² sec)	Breaking Capacity	Approvals				
						CQC	TUV	cULus	cURus	PSE
0A50	500mA	125V AC 250V AC	1000	0.49	10KA/125V AC 35A/250V AC	○	●	●	○	○
0A63	630mA		840	1.10		○	●	●	○	○
0A80	800mA		517	1.96		○	●	●	○	○
1A10	1.00A		353	4.84	10KA/125V AC 100A/250V AC	○	●	●	○	○
1A25	1.25A		228	6.76		○	●	●	○	○
1A60	1.60A		210	28.62		○	●	●	○	○
2A00	2.00A		123.3	30.25		○	●	●	○	○
2A50	2.50A		85.0	47.61		○	●	●	○	○
3A00	3.00A		80.23	121		○	●	●	○	○
3A15	3.15A		76.46	132		○	●	○	○	○
4A00	4.00A		37.5	324		○	●	○	●	○
5A00	5.00A		34.0	361		○	●	○	●	○
6A00	6.00A		28.5	462		○	●	○	●	○
8A00	8.00A		12.6	676	10KA/125V AC 200A/250V AC	○	●	○	●	○
10A0	10.00A		8.10	1190		○	●	○	●	○
12A0	12.00A		6.80	1640		○	●	○	●	○
15A0	15.00A		5.20	2500		○	●	○	●	○
16A0	16.00A		5.00	2601		●	○	○	●	○
20A0	20.00A		3.90	5700		●	●	○	●	●
25A0	25.00A		2.55	10680	400A/125V AC 100A/250V AC	○	●	○	●	●
30A0	30.00A		2.00	16700		○	●	○	●	●

Note: (1) Permissible continuous operating current is ≤100% at ambient temperature of 23°C (73.4°F)
(2) The PSE certification only by 250V, and the breaking capacity is 100A.
(3) The current values used for calculating I²t should be within the standard range of 8ms ~ 10ms.
For 20A~30A, the current values used for calculating I²t should be at 10In.

Ordering Information

Series	Amp Code	ROHS	Special	Packing
--------	----------	------	---------	---------

R41014-	xAxx	R	00	BU
		R= Rohs Conform	00= No function	BU= Bulk-Ware
		N=NON ROHS	PT= Pig Tail Wire	

