



DISCRIPTION

FEATURES

LCP Base
 High Frequency Design
 Excellent Mechanical Strength
 High Reliability
 Low Profile

OPTIONS

Tape & Reel is Standard (Qty:2000pcs)
 Bulk Packing Available for smaller quantities
 Tolerance: J=5% and K=10% is Standard,
 Tighter Tolerances Available

APPLICATIONS

Datalline Noise Suppression
 Video Cameras
 Communication System
 Automotive Systems
 Liquid Crystal Televisions
 Hard Disk Drives
 Network Systems

PHYSICAL CHARACTERISTICS

- Inductance Testing: 1KHz 1V HP4284A
- Z test with HP4191A or HP4395A
- RDC: QuadTech 1880 Milliohmeter
- Operating temperature: -40°C ~ +105°C
- Storage Temperature: -40°C ~ +105°C
- Solder methods: Vapor Phase, Infrared Reflow
- Resistance to soldering heat: 260°C for 10 seconds

ELECTRICAL SPECIFICATIONS

Properties	Test conditions		Value	Unit	Tol.
Impedance		100 MHz	160	Ω	see Site 2
Q factor		Q	---		min.
DC-resistance		DCR typ.	---	Ω	typ.
DC-resistance		DCR max.	0,3	Ω	max.
Self-Res. Freq.		SRF	---	MHz	min.
Test-Freq.			1	KHz	
Rated Current		IDC	0,3	A	max.
Saturation Current		I SAT	---	A	max.
Wistanding Voltage		CH-901	100	VDC	
Insertion Loss		50 MHz	3,0 ± 1,0	dB	
		100 MHz	8,0 ± 2,0	dB	
		300 MHz	13,0 ± 2,5	dB	
		500 MHz	15,0 ± 3,0	dB	


1. This electronic component is meant to be used in general electronic equipment. Before the incorporation of this component into any equipment with higher and more reliable requirements such as aviation, aerospace, submarine, nuclear control, transportation, transportation signal, disaster prevention, medical, public information network, etc. or if there is a possibility of injuries or damages to the human body, Edcon –Components must be informed before the stage of design-in. Evaluation checks for safety have to be performed on each electronic components used in electrical circuits that require high safety and reliability functions.

SMT COMMON MODE CHOKES

Part No.: **S39028-161**

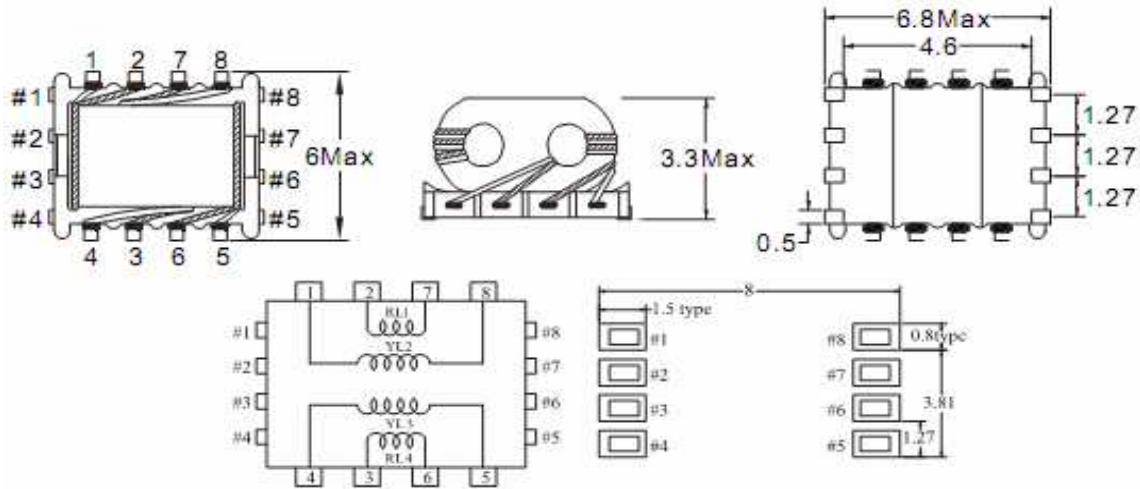
Customer:

DRW:	Chang	CHKD	Young	MATL:	Chu Chi	DATE	25.06.2009
APPD:	Pong			FINISH	Vienna	Sheet	1 from 2



TECHNICAL INFORMATIONS

Dimensions (mm)



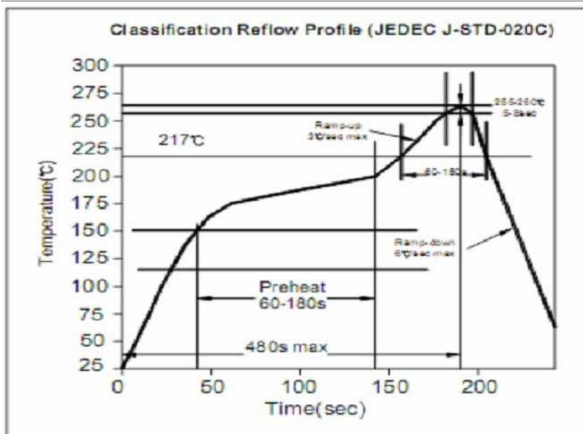
Ordering Information

Serie and Range
S39028-161

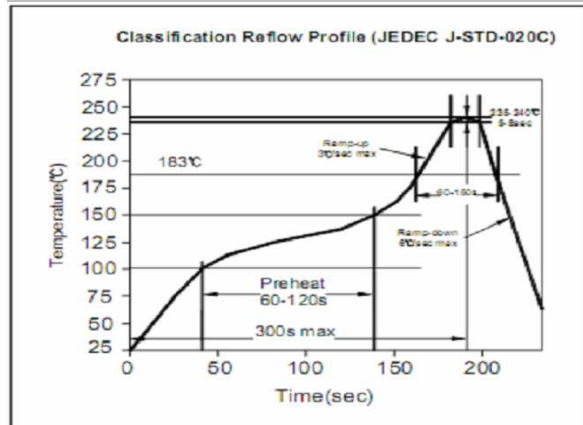
Tolerance	ROHS	Packing
M	R	TR

J = 5%	R = ROHS	BU = Bulk Ware
K = 10%	N = non ROHS	TR = Tape Reel
M = 20%		
N = 30%		

Soldering Profile for Lead Free Soldering 255-260°C



Soldering Profile for Lead Free Soldering 235-240°C



1. This electronic component is meant to be used in general electronic equipment. Before the incorporation of this component into any equipment with higher and more reliable requirements such as aviation, aerospace, submarine, nuclear control, transportation, transportation signal, disaster prevention, medical, public information network, etc. or if there is a possibility of injuries or damages to the human body, Edcon -Components must be informed before the stage of design-in. Evaluation checks for safety have to be performed on each electronic components used in electrical circuits that require high safety and reliability functions.

SMT COMMON MODE CHOKES

Part No.: **S39028-161**

Customer:

DRW:	Chang	CHKD	Young	MATL:	Chu Chi	DATE	25.06.2009
APPD:	Pong			FINISH	Vienna	Sheet	2 from 2