



## DISCRIPTION

### FEATURES

Higher Frequency  
High Saturation Material  
Low EMI Radiation  
Pick and Place  
Low DC Resistance

### OPTIONS

Tape & Reel is Standard ( Qty:2000 Pcs )  
Bulk Packing Available for smaller quantites  
Tolerance: J = 5% and K=10% is Standard,  
Tighter Tolerances Available

### APPLICATIONS

Electronic Appliances  
Isolation / Coupling  
EMI / RFI Suppression

## PHYSICAL CHARACTERISTICS

- Inductance: Reduced by 10% to 20%
- RDC: QuadTech 1880 Milliohm-meter
- IDC Max: Lowers inductance by 10-20%
- Temperature range: -55°C to +125°C

## ELECTRICAL SPECIFICATIONS

| Properties         | Test conditions |          | Value | Unit | Tol.       |
|--------------------|-----------------|----------|-------|------|------------|
| Inductance         |                 | L        | 68    | µH   | see Site 2 |
| Q factor           |                 | Q        | ---   |      | min.       |
| DC-resistance      |                 | DCR typ. | ---   | Ω    | typ.       |
| DC-resistance      |                 | DCR max. | 0,158 | Ω    | max.       |
| Self-Res. Freq.    |                 | SRF      | ---   | MHz  | min.       |
| Test-Freq.         |                 |          | ---   | KHz  |            |
| Rated Current      |                 | IDC      | 1,2   | A    | max.       |
| Saturation Current |                 | I SAT    | ---   | A    | max.       |

1. This electronic component is meant to be used in general electronic equipment. Before the incorporation of this component into any equipment with higher and more reliable requirements such as aviation, aerospace, submarine, nuclear control, transportation, transportation signal, disaster prevention, medical, public information network, etc. or if there is a possibility of injuries or damages to the human body, Edcon –Components must be informed before the stage of design-in. Evaluation checks for safety have to be performed on each electronic components used in electrical circuits that require high safety and reliability functions.

### SMT TOROIDAL CHOKES

Part No.: **S39006-680**

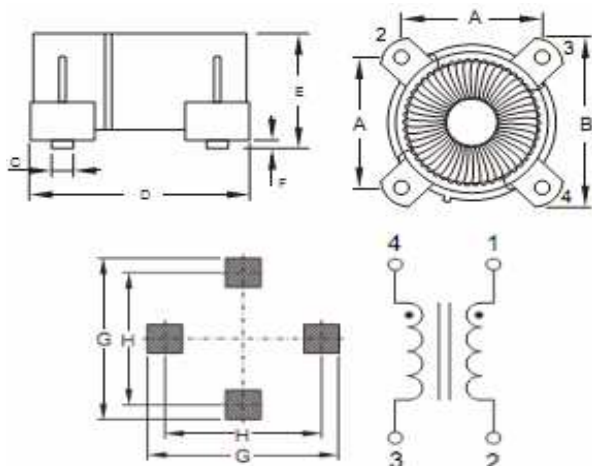
Customer:

|       |       |      |       |        |         |       |            |
|-------|-------|------|-------|--------|---------|-------|------------|
| DRW:  | Chang | CHKD | Young | MATL:  | Chu Chi | DATE  | 24.06.2009 |
| APPD: | Pong  |      |       | FINISH | Vienna  | Sheet | 1 from 2   |



## TECHNICAL INFORMATION

### Dimensions ( mm )

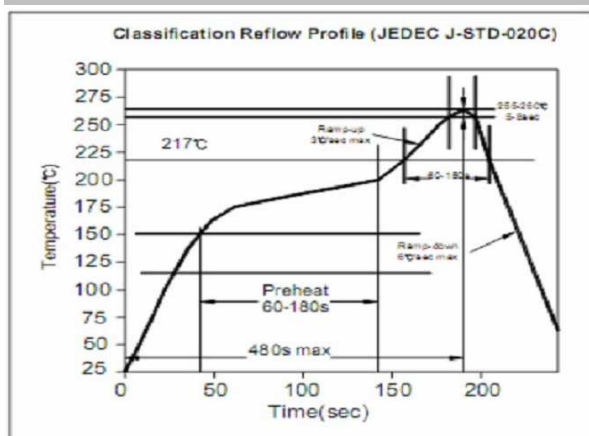


|          |             |
|----------|-------------|
| <b>A</b> | 10,2 ± 0,25 |
| <b>B</b> | 13,5 ± 0,25 |
| <b>C</b> | 3,2 ± 0,25  |
| <b>D</b> | 12,4 ± 0,25 |
| <b>E</b> | 7,87 max    |
| <b>F</b> | 1,02 max    |
| <b>G</b> | 17,4        |
| <b>H</b> | 14,35       |

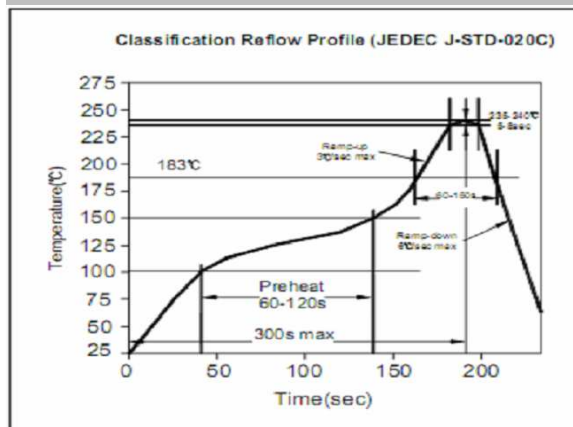
### Ordering Information

| Serie and Range   | Tolerance      | ROHS                | Packing               |
|-------------------|----------------|---------------------|-----------------------|
| <b>S39006-680</b> | <b>M</b>       | <b>R</b>            | <b>TR</b>             |
|                   | <b>J = 5%</b>  | <b>R = ROHS</b>     | <b>BU = Bulk Ware</b> |
|                   | <b>K = 10%</b> | <b>N = non ROHS</b> | <b>TR = Tape Reel</b> |
|                   | <b>M = 20%</b> |                     |                       |
|                   | <b>N = 30%</b> |                     |                       |

### Soldering Profile for Lead Free Soldering 255-260°C



### Soldering Profile for Lead Free Soldering 235-240°C



1. This electronic component is meant to be used in general electronic equipment. Before the incorporation of this component into any equipment with higher and more reliable requirements such as aviation, aerospace, submarine, nuclear control, transportation, transportation signal, disaster prevention, medical, public information network, etc. or if there is a possibility of injuries or damages to the human body, Edcon-Components must be informed before the stage of design-in. Evaluation checks for safety have to be performed on each electronic components used in electrical circuits that require high safety and reliability functions.

### SMT TOROIDAL CHOKES

Part No.: **S39006-680**

Customer:

|       |       |      |       |        |         |       |            |
|-------|-------|------|-------|--------|---------|-------|------------|
| DRW:  | Chang | CHKD | Young | MATL:  | Chu Chi | DATE  | 24.06.2009 |
| APPD: | Pong  |      |       | FINISH | Vienna  | Sheet | 2 from 2   |