



## DISCRIPTION

### FEATURES

Higher Frequency  
High Saturation Material  
Low EMI Radiation  
Pick and Place  
Low DC Resistance

### OPTIONS

Tape & Reel is Standard ( Qty:2000 Pcs )  
Bulk Packing Available for smaller quantites  
Tolerance: J = 5% and K=10% is Standard,  
Tighter Tolerances Available

### APPLICATIONS

Electronic Appliances  
Isolation / Coupling  
EMI / RFI Suppression

## PHYSICAL CHARACTERISTICS

- Inductance: Reduced by 10% to 20%
- RDC: QuadTech 1880 Milliohm-meter
- IDC Max: Lowers inductance by 10-20%
- Temperature range: -55°C to +125°C

## ELECTRICAL SPECIFICATIONS

Properties	Test conditions		Value	Unit	Tol.
Inductance		L	25	µH	see Site 2
Q factor		Q	---		min.
DC-resistance		DCR typ.	---	Ω	typ.
DC-resistance		DCR max.	0,064	Ω	max.
Self-Res. Freq.		SRF	---	MHz	min.
Test-Freq.			---	KHz	
Rated Current		IDC	2	A	max.
Saturation Current		I SAT	---	A	max.

1. This electronic component is meant to be used in general electronic equipment. Before the incorporation of this component into any equipment with higher and more reliable requirements such as aviation, aerospace, submarine, nuclear control, transportation, transportation signal, disaster prevention, medical, public information network, etc. or if there is a possibility of injuries or damages to the human body, Edcon –Components must be informed before the stage of design-in. Evaluation checks for safety have to be performed on each electronic components used in electrical circuits that require high safety and reliability functions.

### SMT TOROIDAL CHOKES

Part No.: **S39006-250**

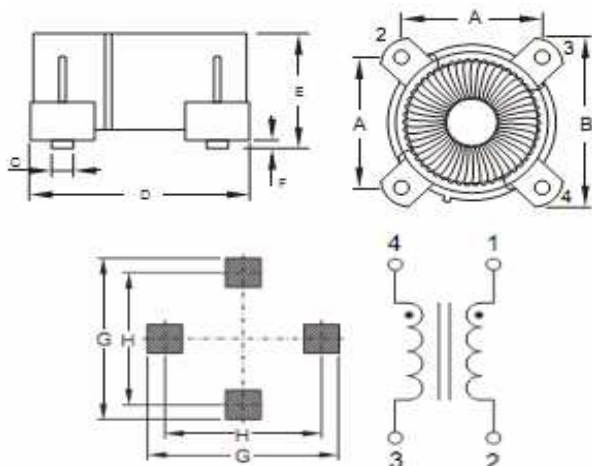
Customer:

DRW:	Chang	CHKD	Young	MATL:	Chu Chi	DATE	24.06.2009
APPD:	Pong			FINISH	Vienna	Sheet	1 from 2



## TECHNICAL INFORMATION

### Dimensions ( mm )

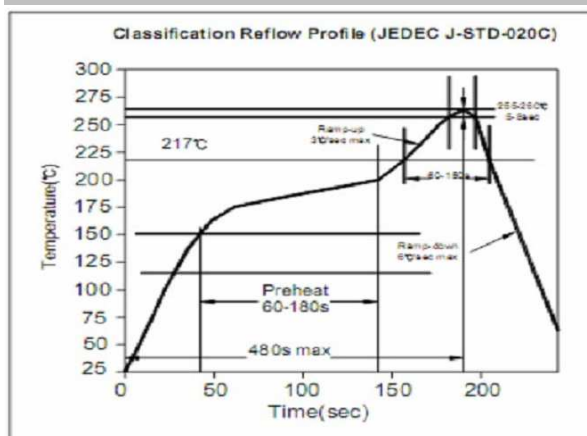


<b>A</b>	10,2 ± 0,25
<b>B</b>	13,5 ± 0,25
<b>C</b>	3,2 ± 0,25
<b>D</b>	12,4 ± 0,25
<b>E</b>	7,87 max
<b>F</b>	1,02 max
<b>G</b>	17,4
<b>H</b>	14,35

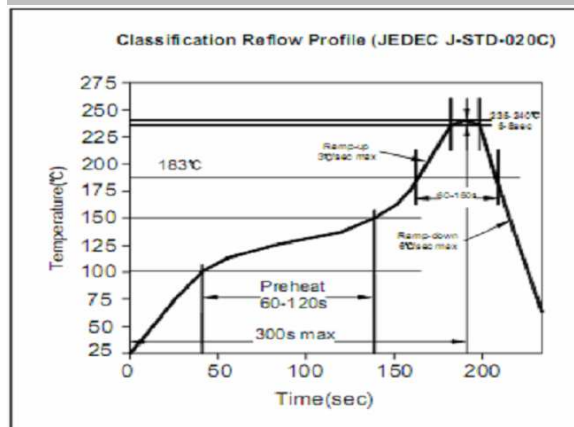
### Ordering Information

Serie and Range	Tolerance	ROHS	Packing
<b>S39006-250</b>	<b>M</b>	<b>R</b>	<b>TR</b>
	<b>J = 5%</b>	<b>R = ROHS</b>	<b>BU = Bulk Ware</b>
	<b>K = 10%</b>	<b>N = non ROHS</b>	<b>TR = Tape Reel</b>
	<b>M = 20%</b>		
	<b>N = 30%</b>		

### Soldering Profile for Lead Free Soldering 255-260°C



### Soldering Profile for Lead Free Soldering 235-240°C



1. This electronic component is meant to be used in general electronic equipment. Before the incorporation of this component into any equipment with higher and more reliable requirements such as aviation, aerospace, submarine, nuclear control, transportation, transportation signal, disaster prevention, medical, public information network, etc. or if there is a possibility of injuries or damages to the human body, Edcon -Components must be informed before the stage of design-in. Evaluation checks for safety have to be performed on each electronic components used in electrical circuits that require high safety and reliability functions.

### SMT TOROIDAL CHOKES

Part No.: **S39006-250**

Customer:

DRW:	Chang	CHKD	Young	MATL:	Chu Chi	DATE	24.06.2009
APPD:	Pong			FINISH	Vienna	Sheet	2 from 2