



DISCRIPTION

FEATURES

Higher Frequency
 High Saturation Material
 Low EMI Radiation
 Pick and Place
 Low DC Resistance

OPTIONS

Tape & Reel is Standard
 Tolerance: M=20% is Standard,
 Tighter Tolerances Available

APPLICATIONS

Electronic Appliances
 DC-DC Conversion
 EMI/RFI Suppression

PHYSICAL CHARACTERISTICS

- Insulation Resistance: 100Vdc 1KM min
- Turns Ratio: 1,1 0%
- RDC: QuadTech 1880 Milliohmmer
- Soldering temperature:260°C for 1 seconds
- Operating temperature:-40°C ~ +125°C
- Storage Temperature: -55°C ~ +125°C
- Different package available per special request
- Max of 35% saturation on DC bias applied

ELECTRICAL SPECIFICATIONS

Properties	Test conditions		Value	Unit	Tol.
OCL		nominal	0,368	nH	see Site 2
Q factor		Q	---		min.
DC-resistance		DCR typ.	---	Ω	typ.
DC-resistance		DCR max.	0,0027	Ω	max.
Self-Res. Freq.		SRF	---	MHz	min.
Test-Freq.			100	KHz	
Rated Current		IDC	11,4	A	max.
Saturation Current		I SAT	---	A	max.

1. This electronic component is meant to be used in general electronic equipment. Before the incorporation of this component into any equipment with higher and more reliable requirements such as aviation, aerospace, submarine, nuclear control, transportation, transportation signal, disaster prevention, medical, public information network, etc. or if there is a possibility of injuries or damages to the human body, Edcon –Components must be informed before the stage of design-in. Evaluation checks for safety have to be performed on each electronic components used in electrical circuits that require high safety and reliability functions.

SMT TOROIDAL COILS AND COMMON MODE TOROIDAL CHORES PARALLEL

Part No.: **S39003-R33**

Customer:

DRW:	Chang	CHKD	Young	MATL:	Chu Chi	DATE	24.06.2009
APPD:	Pong			FINISH	Vienna	Sheet	1 from 2

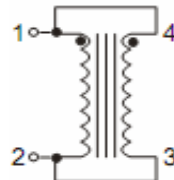


TECHNICAL INFORMATIONS

Dimensions (mm)



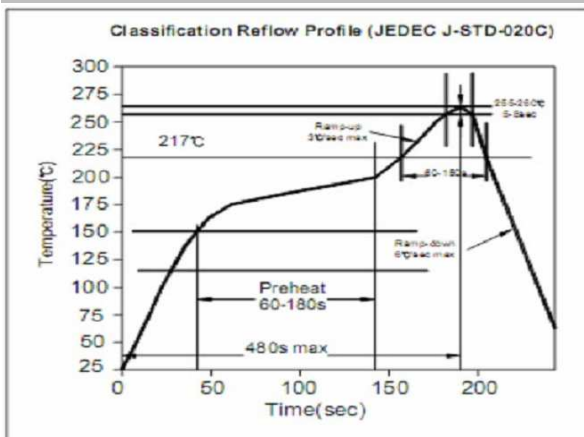
A	11,43
B	13,97
C	4,83
D	8,84
E	12,50
F	12,50
G	4,06



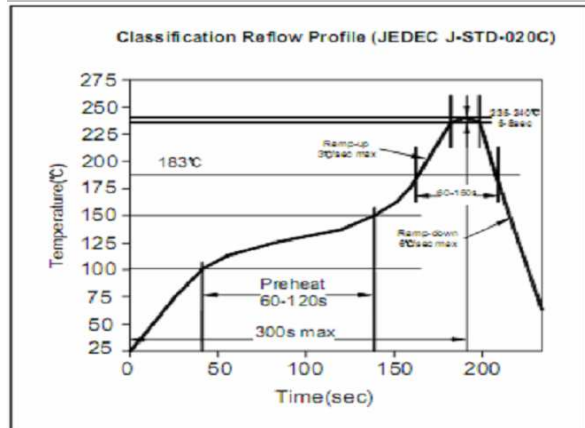
Ordering Information

Serie and Range	Tolerance	ROHS	Packing
S39003-R33	M	R	TR
	M = 20%	R = ROHS N = non ROHS	BU = Bulk Ware TR = Tape Reel

Soldering Profile for Lead Free Soldering 255-260°C



Soldering Profile for Lead Free Soldering 235-240°C



1. This electronic component is meant to be used in general electronic equipment. Before the incorporation of this component into any equipment with higher and more reliable requirements such as aviation, aerospace, submarine, nuclear control, transportation, transportation signal, disaster prevention, medical, public information network, etc. or if there is a possibility of injuries or damages to the human body, Edcon –Components must be informed before the stage of design-in. Evaluation checks for safety have to be performed on each electronic components used in electrical circuits that require high safety and reliability functions.

SMT TOROIDAL COILS AND COMMON MODE TOROIDAL CHOSES PARALLEL

Part No.: **S39003-R33**

Customer:

DRW:	Chang	CHKD	Young	MATL:	Chu Chi	DATE	24.06.2009
APPD:	Pong			FINISH	Vienna	Sheet	2 from 2