

DISCRIPTION

FEATURES

Ferrite Core bobbin construction
 High frequency and Large current
 Excellent Mechanical Strength
 Excellent Solderability
 Excellent Frequency performance

OPTIONS

Tape & Reel is Standard (Qty:2000 Pcs)
 Bulk Packing Available for smaller quantities
 Tolerance: M=20% is Standard,
 Tighter Tolerances Available

APPLICATIONS

DC-DC Converter
 Video Cameras
 Communication System
 Electronic Equipment
 Automotive Systems
 Liquid Crystal Televisions
 Network Systems

PHYSICAL CHARACTERISTICS

- Z test with HP4191A or HP4395A
- RDC:QuadTech 1880 Milliohm meter
- Operating temperature : -40°C ~ +105°C
- Storage Temperature : -40°C ~ +105°C
- Resistance to soldering heat: 260°C for 10 seconds

ELECTRICAL SPECIFICATIONS

Properties	Test conditions		Value	Unit	Tol.
Impedance		100 MHz	1000	Ω	see Site 2
Q factor		Q	---		min.
DC-resistance		DCR typ.	---	mΩ	typ.
DC-resistance		DCR max.	200	mΩ	max.
Self-Res. Freq.		SRF	---	MHz	min.
Test-Freq.			1	KHz	
Rated Current		IDC	0,5	A	max.
Saturation Current		I SAT	---	A	max.
Rated Voltage			80	V DC	
Wistanding Voltage		CH-901	AC 150 V 2mA / 1 min.		


1. This electronic component is meant to be used in general electronic equipment. Before the incorporation of this component into any equipment with higher and more reliable requirements such as aviation, aerospace, submarine, nuclear control, transportation, transportation signal, disaster prevention, medical, public information network, etc. or if there is a possibility of injuries or damages to the human body, Edcon -Components must be informed before the stage of design-in. Evaluation checks for safety have to be performed on each electronic components used in electrical circuits that require high safety and reliability functions.

SMT WOUND COMMON MODE CHOKES

Part No.: **S38008-102**

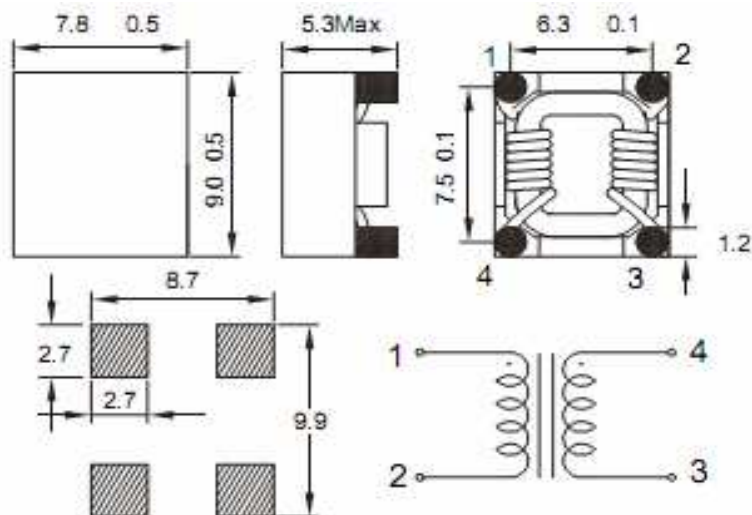
Customer:

DRW:	Chang	CHKD	Young	MATL:	Chu Chi	DATE	23.06.2009
APPD:	Pong			FINISH	Vienna	Sheet	1 from 2



TECHNICAL INFORMATIONS

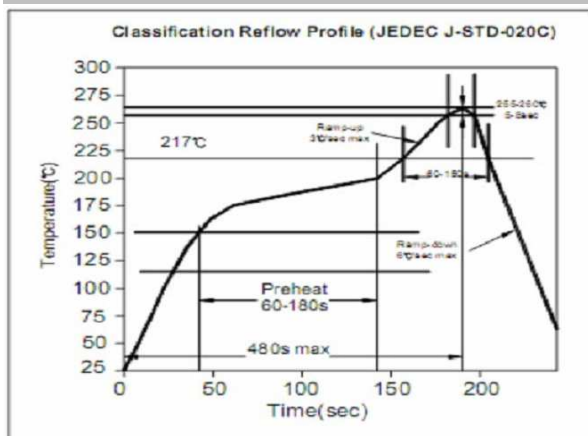
Dimensions (mm)



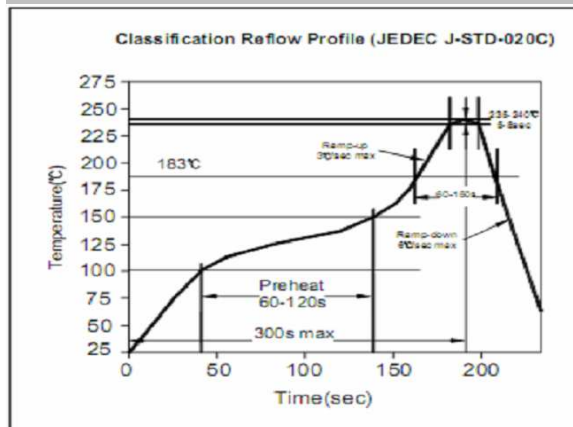
Ordering Information

Serie and Range	Tolerance	ROHS	Packing
S38008-102	M	R	TR
	K = 10%	R = ROHS	BU = Bulk Ware
	M = 20%	N = non ROHS	TR = Tape Reel
	N = 30%		

Soldering Profile for Lead Free Soldering 255-260°C



Soldering Profile for Lead Free Soldering 235-240°C



1. This electronic component is meant to be used in general electronic equipment. Before the incorporation of this component into any equipment with higher and more reliable requirements such as aviation, aerospace, submarine, nuclear control, transportation, transportation signal, disaster prevention, medical, public information network, etc. or if there is a possibility of injuries or damages to the human body, Edcon -Components must be informed before the stage of design-in. Evaluation checks for safety have to be performed on each electronic components used in electrical circuits that require high safety and reliability functions.

SMT WOUND COMMON MODE CHOKES

Part No.: **S38008-102**

Customer:

DRW:	Chang	CHKD	Young	MATL:	Chu Chi	DATE	23.06.2009
APPD:	Pong			FINISH	Vienna	Sheet	2 from 2