



DISCRIPTION

FEATURES

Lowest Height
Shielded Construction

OPTIONS

Tape & Reel is Standard (Qty:1000 Pcs)
Bulk Packing Available for smaller quantities
Tolerance: M=20% is Standard,
Tighter Tolerances Available

APPLICATIONS

Power Line Filter for DC-DC Converter.
Switching Power Supplier.
Personal Computers and Other handheld
Electronic Equipment.

PHYSICAL CHARACTERISTICS

- Testing Instrument : HP4284A, CH11025, CH3302, CH1320, CH1320S
LCR METER/Rdc:CH16502, Agilent33420A Micro Ohmmeter
- Heat Rated Current (Irms) will cause the coil T=40°C without core loss
- Saturation Current (Isat) will cause L0 to drop approximately 20%
- The part temperature (ambient + temp rise) should not exceed 125°C under worst case operating conditions. Circuit design, component, PCB trace size and thickness, airflow and other cooling provisions all affect the part temperature. Part temperature should be verified in the end application.
- Operating Temperature & Storage Temperature: -40°C ~ +105°C

ELECTRICAL SPECIFICATIONS

Properties	Test conditions		Value	Unit	Tol.
Inductance		L	470	nH	see Site 2
Q factor		Q	---		min.
DC-resistance		DCR typ.	---	mΩ	typ.
DC-resistance		DCR max.	4,2	mΩ	max.
Self-Res. Freq.		SRF	---	KHz	min.
Test-Freq.			100	KHz	
Rated Current		Irms	26	A	max.
Saturation Current		I SAT	17,5	A	max.

1. This electronic component is meant to be used in general electronic equipment. Before the incorporation of this component into any equipment with higher and more reliable requirements such as aviation, aerospace, submarine, nuclear control, transportation, transportation signal, disaster prevention, medical, public information network, etc. or if there is a possibility of injuries or damages to the human body, Edcon -Components must be informed before the stage of design-in. Evaluation checks for safety have to be performed on each electronic components used in electrical circuits that require high safety and reliability functions.

HIGH CURRENT POWER INDUCTOR

Part No.: **S36001-R47**

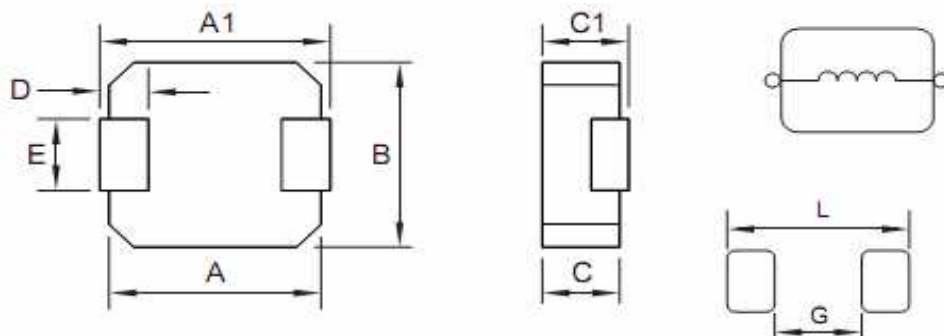
Customer:

DRW:	Chang	CHKD	Young	MATL:	Chu Chi	DATE	22.06.2009
APPD:	Pong			FINISH	Vienna	Sheet	1 from 2



TECHNICAL INFORMATIONS

Dimensions (mm)

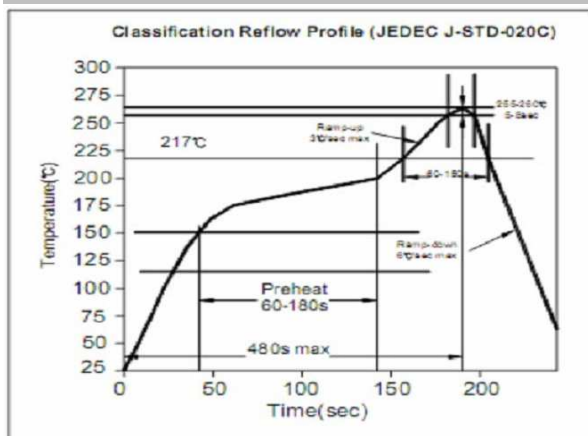


A	6,86 ± 0,5	C	3,0 max	E	2,1 ± 0,5
A1	7,8 max	C1	3,2 max	L	8,7
B	7,0 max	D	1,6 max	G	3,7

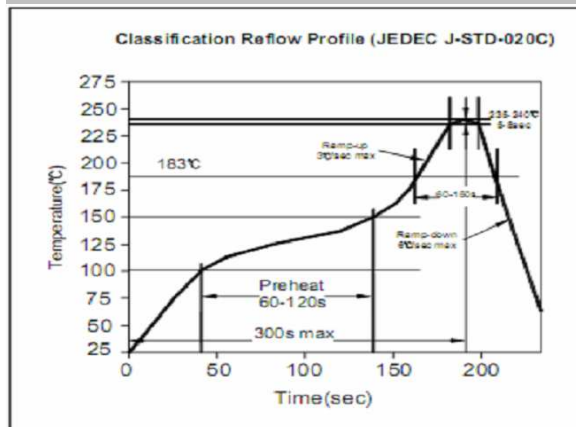
Ordering Information

Serie and Range	Tolerance	ROHS	Packing
S36001-R47	M	R	TR
	M = 20%	R = ROHS N = non ROHS	BU = Bulk Ware TR = Tape Reel

Soldering Profile for Lead Free Soldering 255-260°C



Soldering Profile for Lead Free Soldering 235-240°C



1. This electronic component is meant to be used in general electronic equipment. Before the incorporation of this component into any equipment with higher and more reliable requirements such as aviation, aerospace, submarine, nuclear control, transportation, transportation signal, disaster prevention, medical, public information network, etc. or if there is a possibility of injuries or damages to the human body, Edcon -Components must be informed before the stage of design-in. Evaluation checks for safety have to be performed on each electronic components used in electrical circuits that require high safety and reliability functions.

HIGH CURRENT POWER INDUCTOR

Part No.: **S36001-R47**

Customer:

DRW:	Chang	CHKD	Young	MATL:	Chu Chi	DATE	22.06.2009
APPD:	Pong			FINISH	Vienna	Sheet	2 from 2