



## DISCRIPTION

### FEATURES

Lowest Height  
Shielded Construction  
Lowest DCR

### OPTIONS

Tape & Reel is Standard  
Bulk Packing Available for smaller quantities  
Tolerance: M=20% is Standard,  
Tighter Tolerances Available

### APPLICATIONS

Power Line Filter for DC-DC Converter.  
Switching Power Supplier.  
Personal Computers and Other handheld  
Electronic Equipment.

## PHYSICAL CHARACTERISTICS

- Testing Instrument: L: HP4192A, CH1302, CH3320, CH3320S  
LCR Meter / Ddc: Agilent33420A Micro Ohmmeter
- Heat Rated Current (Irms) will cause the coil temperature rise  
Approximately T=60°C without core loss.
- Isat(A) will cause L0 to drop approximately 20%.
- The part temperature (ambient + temp rise) should not exceed  
125°C under worst case operating conditions
- Operating Temperature & Storage Temperature : -40°C ~ +105°C

## ELECTRICAL SPECIFICATIONS

Properties	Test conditions		Value	Unit	Tol.
Inductance		L	400	nH	see Site 2
Q factor		Q	---		min.
DC-resistance		DCR typ.	---	mΩ	typ.
DC-resistance		DCR max.	1,0	mΩ	max.
Self-Res. Freq.		SRF	---	KHz	min.
Test-Freq.			100	KHz	
Rated Current		Irms	38	A	max.
Saturation Current		I SAT	48	A	max.

1. This electronic component is meant to be used in general electronic equipment. Before the incorporation of this component into any equipment with higher and more reliable requirements such as aviation, aerospace, submarine, nuclear control, transportation, transportation signal, disaster prevention, medical, public information network, etc. or if there is a possibility of injuries or damages to the human body, Edcon -Components must be informed before the stage of design-in. Evaluation checks for safety have to be performed on each electronic components used in electrical circuits that require high safety and reliability functions.

### ON-BOARD TYPE HIGH CURRENT POWER INDUCTOR

Part No.: **S35004-R40**

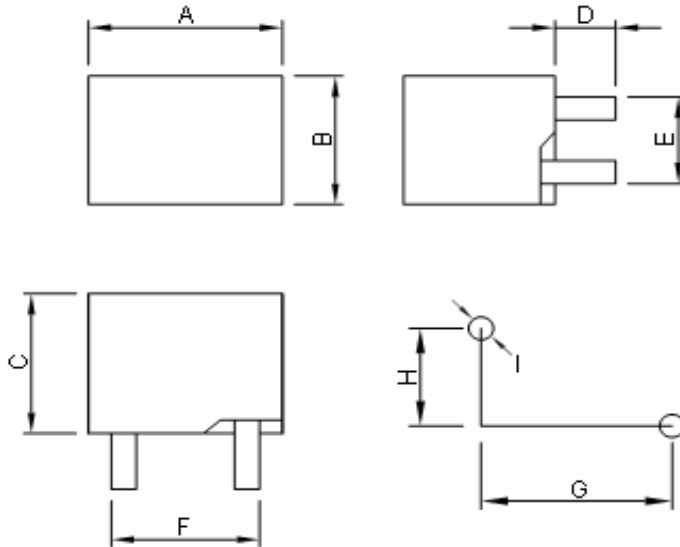
Customer:

DRW:	Chang	CHKD	Young	MATL:	Chu Chi	DATE	22.06.2009
APPD:	Pong			FINISH	Vienna	Sheet	1 from 2



**TECHNICAL INFORMATIONS**

**Dimensions ( mm )**

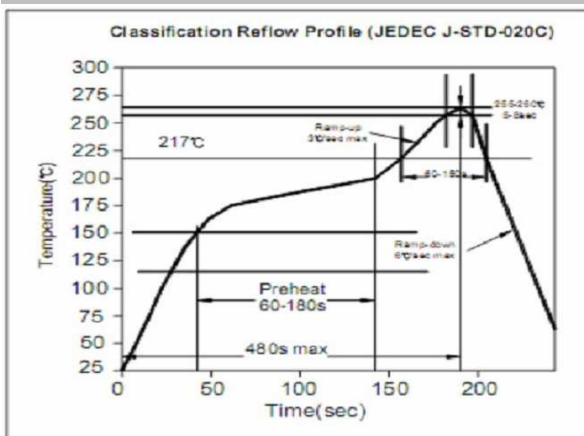


<b>A</b>	11,3 max
<b>B</b>	11,3 max
<b>C</b>	8,0 max
<b>D</b>	3,4 ± 0,5
<b>E</b>	7,5 ± 0,5
<b>F</b>	7,5 ± 0,5
<b>G</b>	6,0 ± 0,5
<b>H</b>	7,3 ± 0,5
<b>I</b>	1,0 max

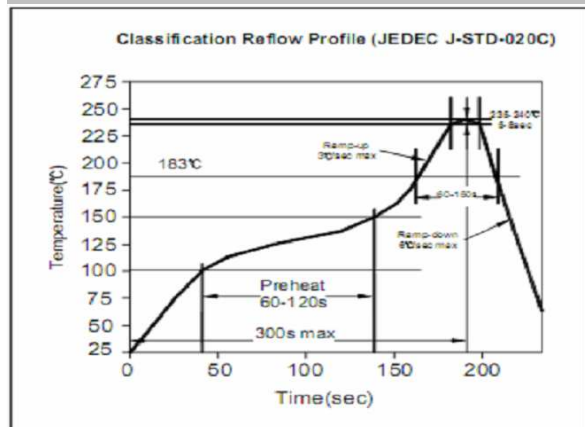
**Ordering Information**

<b>Serie and Range</b>	<b>Tolerance</b>	<b>ROHS</b>	<b>Packing</b>
<b>S35004-R40</b>	<b>M</b>	<b>R</b>	<b>TR</b>
	<b>M = 20%</b>	<b>R = ROHS</b> <b>N = non ROHS</b>	<b>BU = Bulk Ware</b> <b>TR = Tape Reel</b>

**Soldering Profile for Lead Free Soldering  
 255-260°C**



**Soldering Profile for Lead Free Soldering  
 235-240°C**



1. This electronic component is meant to be used in general electronic equipment. Before the incorporation of this component into any equipment with higher and more reliable requirements such as aviation, aerospace, submarine, nuclear control, transportation, transportation signal, disaster prevention, medical, public information network, etc. or if there is a possibility of injuries or damages to the human body, Edcon -Components must be informed before the stage of design-in. Evaluation checks for safety have to be performed on each electronic components used in electrical circuits that require high safety and reliability functions.

**ON-BOARD TYPE  
 HIGH CURRENT  
 POWER INDUCTOR**

Part No.: **S35004-R40**

Customer:

DRW:	Chang	CHKD	Young	MATL:	Chu Chi	DATE	22.06.2009
APPD:	Pong			FINISH	Vienna	Sheet	2 from 2