



DISCRIPTION

FEATURES

Lowest Height
Shielded Construction
Lowest DCR

OPTIONS

Tape & Reel is Standard
Bulk Packing Available for smaller quantities
Tolerance: M=20% is Standard,
Tighter Tolerances Available

APPLICATIONS

Power Line Filter for DC-DC Converter.
Switching Power Supplier.
Personal Computers and Other handheld
Electronic Equipment.

PHYSICAL CHARACTERISTICS

- Testing Instrument: L: HP4192A, CH1302, CH3320, CH3320S
LCR Meter / Ddc: Agilent33420A Micro Ohmmeter
- Heat Rated Current (Irms) will cause the coil temperature rise
Approximately T=60°C without core loss.
- Isat(A) will cause L0 to drop approximately 20%.
- The part temperature (ambient + temp rise) should not exceed
125°C under worst case operating conditions
- Operating Temperature & Storage Temperature : -40°C ~ +105°C

ELECTRICAL SPECIFICATIONS

Properties	Test conditions		Value	Unit	Tol.
Inductance		L	560	nH	see Site 2
Q factor		Q	---		min.
DC-resistance		DCR typ.	---	mΩ	typ.
DC-resistance		DCR max.	0,85	mΩ	max.
Self-Res. Freq.		SRF	---	KHz	min.
Test-Freq.			100	KHz	
Rated Current		Irms	45	A	max.
Saturation Current		I SAT	50	A	max.

1. This electronic component is meant to be used in general electronic equipment. Before the incorporation of this component into any equipment with higher and more reliable requirements such as aviation, aerospace, submarine, nuclear control, transportation, transportation signal, disaster prevention, medical, public information network, etc. or if there is a possibility of injuries or damages to the human body, Edcon -Components must be informed before the stage of design-in. Evaluation checks for safety have to be performed on each electronic components used in electrical circuits that require high safety and reliability functions.

ON-BOARD TYPE HIGH CURRENT POWER INDUCTOR

Part No.: **S35002-R56**

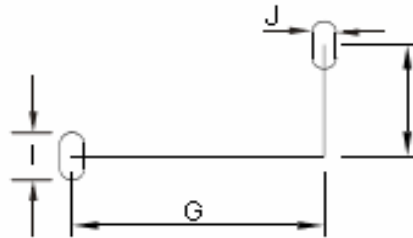
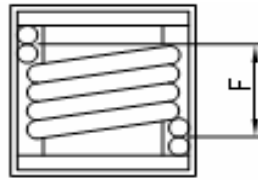
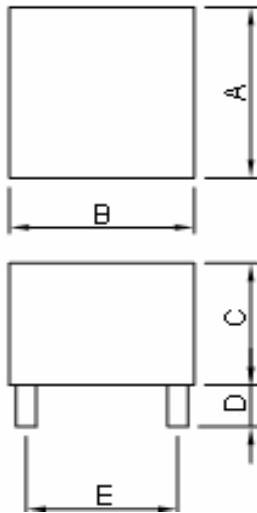
Customer:

DRW:	Chang	CHKD	Young	MATL:	Chu Chi	DATE	22.06.2009
APPD:	Pong			FINISH	Vienna	Sheet	1 from 2



TECHNICAL INFORMATIONS

Dimensions (mm)



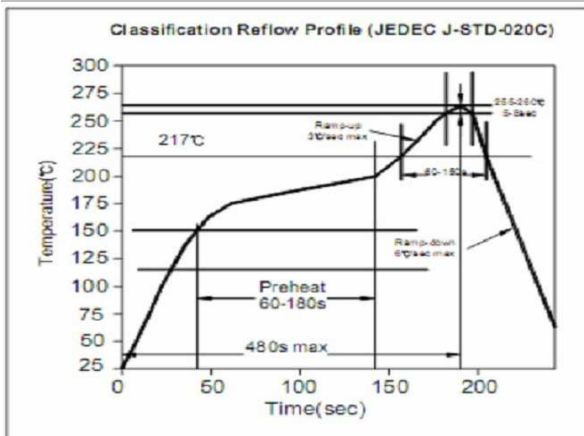
- A** 14,0 max
- B** 14,0 max
- C** 10,0 max
- D** 3,4 ± 0,5
- E** 11,5 ± 0,5
- F** 5,5 ± 0,5
- G** 11,5 ± 0,5
- H** 5,5 ± 0,5
- I** 2,7 ± 0,5
- J** 1,6 ± 0,5

Ordering Information

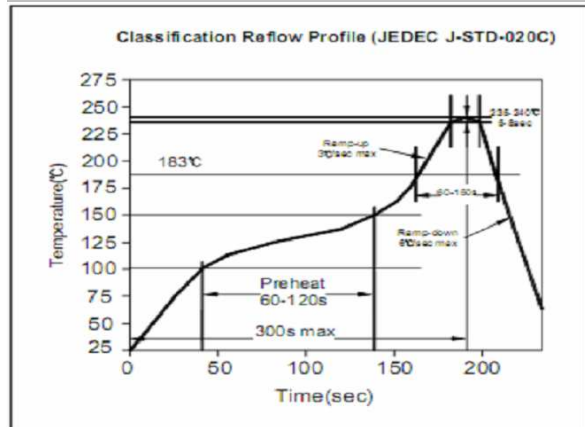
Serie and Range
S35002-R56

Tolerance	ROHS	Packing
M	R	TR
M = 20%	R = ROHS	BU = Bulk Ware
	N = non ROHS	TR = Tape Reel

**Soldering Profile for Lead Free Soldering
255-260°C**



**Soldering Profile for Lead Free Soldering
235-240°C**



1. This electronic component is meant to be used in general electronic equipment. Before the incorporation of this component into any equipment with higher and more reliable requirements such as aviation, aerospace, submarine, nuclear control, transportation, transportation signal, disaster prevention, medical, public information network, etc. or if there is a possibility of injuries or damages to the human body, Edcon -Components must be informed before the stage of design-in. Evaluation checks for safety have to be performed on each electronic components used in electrical circuits that require high safety and reliability functions.

**ON-BOARD TYPE
HIGH CURRENT
POWER INDUCTOR**

Part No.: **S35002-R56**

Customer:

DRW:	Chang	CHKD	Young	MATL:	Chu Chi	DATE	22.06.2009
APPD:	Pong			FINISH	Vienna	Sheet	2 from 2