



## DISCRIPTION

### FEATURES

High Frequency Design  
 Shielded Costrution  
 Flat wire used  
 Excellent thermal Stability  
 Low Profile, Low DCR

### OPTIONS

Tape & Reel is Standard ( Qty : 600 pcs )  
 Bulk Packing Available for smaller quantites  
 Tolerance: M=20% ; N=30% is Standard,  
 Tighter Tolerances Available

### APPLICATIONS

Notebook, DC/DC Converters  
 Communication System  
 Automative System Power supplier  
 LCD PDP Televisions  
 Network System  
 CRU Power Supply

### PHYSICAL CHARACTERISTICS

- Inductor Testing : HP4284A ( Equivalent acceptable )  
 DCR : QuadTech 1880 mΩ Q-HP4342A - SRF- HP4191A
- Rated Current L value drop 10% typ at I<sub>DC</sub> against its initial value
- Temperature rise 40°C max referance ambient temperature
- Soldering Methods : Wave, Reflow
- Operating Temperature : -40°C ~ +105°C
- Storage Temperature : -55°C ~ +125°C
- Terminal bending streghth : 24,5N min
- Moisture resistance :  $\Delta L/L \leq \pm 10\%$   $\Delta Q/Q \leq \pm 25\%$

### ELECTRICAL SPECIFICATIONS

Properties	Test conditions		Value	Unit	Tol.
Inductance		L	4,5	μH	see Site 2
Q factor		Q	---		min.
DC-resistance		DCR typ.	---	mΩ	typ.
DC-resistance		DCR max.	6,5	mΩ	max.
Self-Res. Freq.		SRF	---	KHz	min.
Test-Freq.			100	KHz	
Rated Current		I <sub>rms</sub>	10,5	A	max.
Saturation Current		I SAT	8,0	A	max.

1. This electronic component is meant to be used in general electronic equipment. Before the incorporation of this component into any equipment with higher and more reliable requirements such as aviation, aerospace, submarine, nuclear control, transportation, transportation signal, disaster prevention, medical, public information network, etc. or if there is a possibility of injuries or damages to the human body, Edcon -Components must be informed before the stage of design-in. Evaluation checks for safety have to be performed on each electronic components used in electrical circuits that require high safety and reliability functions.

### HIGH-CURRENT SMT POWER INDUCTORS

Part No.: **S34007-4R5**

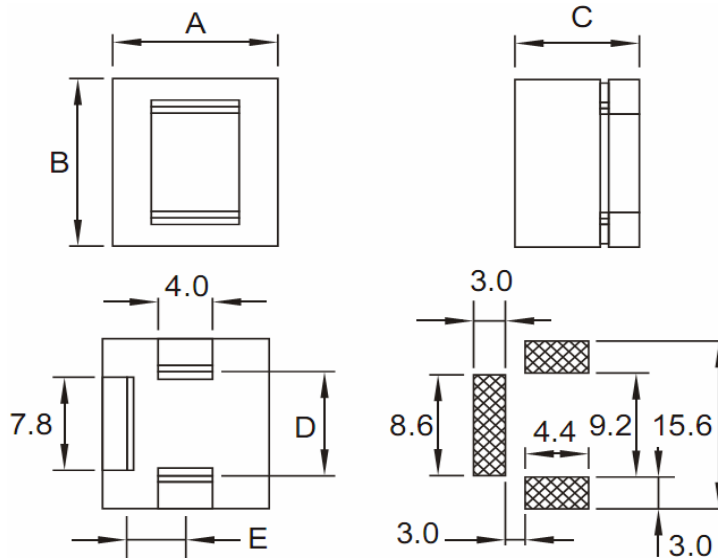
Customer:

DRW:	Chang	CHKD	Young	MATL:	Chu Chi	DATE	22.06.2009
APPD:	Pong			FINISH	Vienna	Sheet	1 from 2



**TECHNICAL INFORMATIONS**

**Dimensions ( mm )**



<b>A</b>	15,0 ± 0,4
<b>B</b>	15,0 ± 0,4
<b>C</b>	9,5 ± 0,5
<b>D</b>	10,0 ref.
<b>E</b>	5,0 ref.

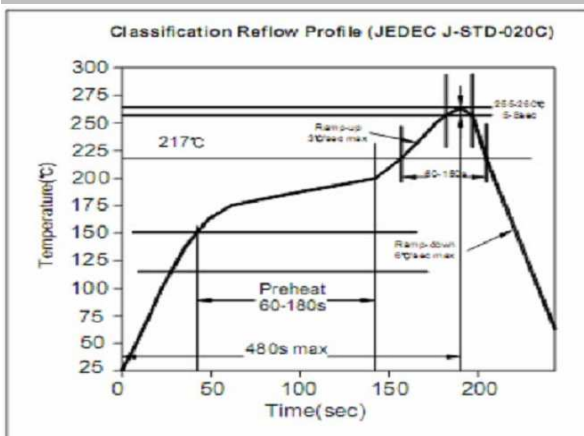
**Ordering Information**

Serie and Range
<b>S34007-4R5</b>

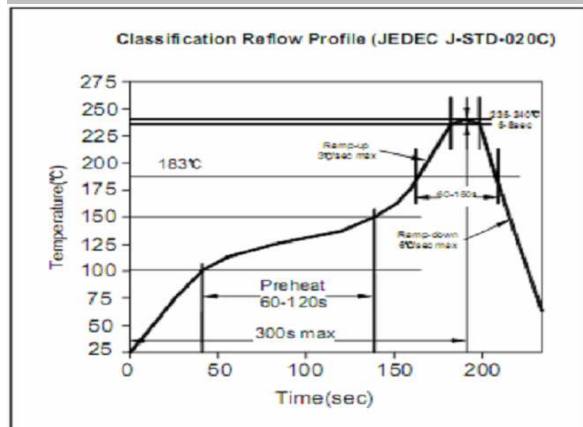
Tolerance	ROHS	Packing
<b>M</b>	<b>R</b>	<b>TR</b>

<b>K = 10%</b>	<b>R = ROHS</b>	<b>BU = Bulk Ware</b>
<b>M = 20%</b>	<b>N = non ROHS</b>	<b>TR = Tape Reel</b>
<b>N = 30%</b>		

**Soldering Profile for Lead Free Soldering  
 255-260°C**



**Soldering Profile for Lead Free Soldering  
 235-240°C**



1. This electronic component is meant to be used in general electronic equipment. Before the incorporation of this component into any equipment with higher and more reliable requirements such as aviation, aerospace, submarine, nuclear control, transportation, transportation signal, disaster prevention, medical, public information network, etc. or if there is a possibility of injuries or damages to the human body, Edcon –Components must be informed before the stage of design-in. Evaluation checks for safety have to be performed on each electronic components used in electrical circuits that require high safety and reliability functions.

**HIGH-CURRENT SMT  
 POWER INDUCTORS**

Part No.: **S34007-4R5**

Customer:

DRW:	Chang	CHKD	Young	MATL:	Chu Chi	DATE	22.06.2009
APPD:	Pong			FINISH	Vienna	Sheet	2 from 2