



## DISCRIPTION

### FEATURES

Ferrite Core Structure  
 Low DC Resistance  
 Excellent Mechanical Strength  
 High Reliability and Excellent Solderability  
 Low and square Profile  
 High heat resistance

### OPTIONS

Tape & Reel is Standard ( Qty : 600 pcs )  
 Bulk Packing Available for smaller quantities  
 Tolerance: M=20% ; N=30% is Standard,  
 Tighter Tolerances Available

### APPLICATIONS

VCRs, Notebook, DC/DC Converters  
 Video Digital Cameras  
 Communication System  
 Automotive System Power supplier  
 LCD PDP Televisions  
 Hard Disk Drives, Topset, XDSL  
 Computer Peripheral Equipment

### PHYSICAL CHARACTERISTICS

- Inductor Testing : HP4284A ( Equivalent acceptable )  
 DCR : QuadTech 1880 mΩ Q-HP4342A - SRF- HP4191A
- Rated Current L value drop 10% typ at I<sub>DC</sub> against its initial value
- Temperature rise 40°C max reference ambient temperature
- Soldering Methods : Wave, Reflow
- Operating Temperature : -40°C ~ +105°C
- Storage Temperature : -55°C ~ +125°C
- Terminal bending strength : 24,5N min
- Moisture resistance :  $\Delta L/L \leq \pm 10\%$   $\Delta Q/Q \leq \pm 25\%$

### ELECTRICAL SPECIFICATIONS

| Properties         | Test conditions |                        | Value | Unit    | Tol.       |
|--------------------|-----------------|------------------------|-------|---------|------------|
| Inductance         |                 | <b>L</b>               | 2,0   | $\mu$ H | see Site 2 |
| Q factor           |                 | <b>Q</b>               | ---   |         | min.       |
| DC-resistance      |                 | <b>DCR typ.</b>        | ---   | mΩ      | typ.       |
| DC-resistance      |                 | <b>DCR max.</b>        | 6,0   | mΩ      | max.       |
| Self-Res. Freq.    |                 | <b>SRF</b>             | ---   | KHz     | min.       |
| Test-Freq.         |                 |                        | 100   | KHz     |            |
| Rated Current      |                 | <b>I<sub>rms</sub></b> | 11    | A       | max.       |
| Saturation Current |                 | <b>I SAT</b>           | 10    | A       | max.       |

1. This electronic component is meant to be used in general electronic equipment. Before the incorporation of this component into any equipment with higher and more reliable requirements such as aviation, aerospace, submarine, nuclear control, transportation, transportation signal, disaster prevention, medical, public information network, etc. or if there is a possibility of injuries or damages to the human body, Edcon -Components must be informed before the stage of design-in. Evaluation checks for safety have to be performed on each electronic components used in electrical circuits that require high safety and reliability functions.

### HIGH-CURRENT SMT POWER INDUCTORS

Part No.: **S34003-2R0**

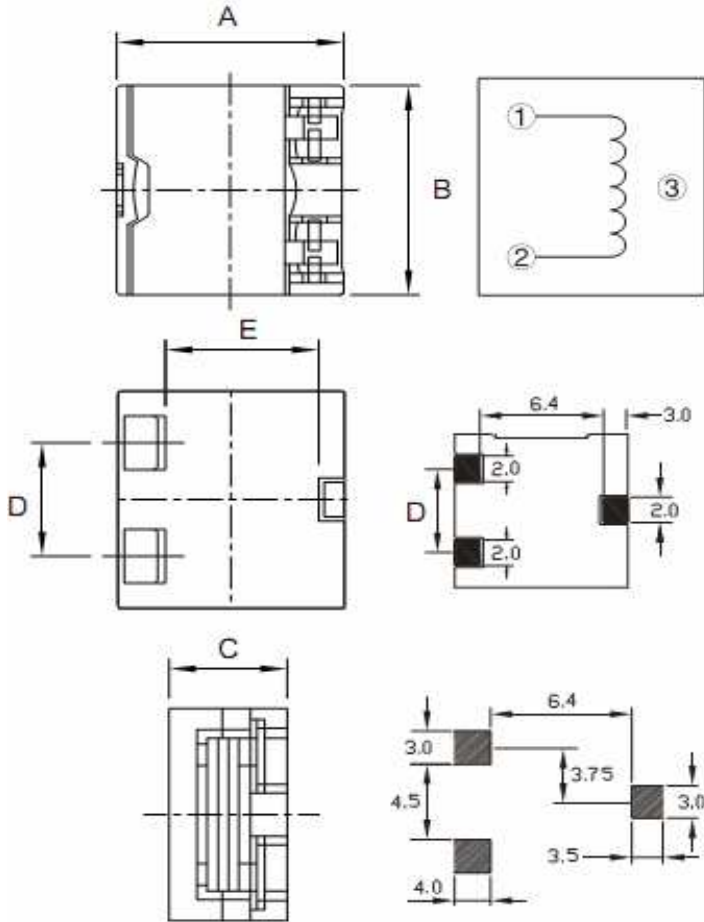
Customer:

|       |       |      |       |        |         |       |            |
|-------|-------|------|-------|--------|---------|-------|------------|
| DRW:  | Chang | CHKD | Young | MATL:  | Chu Chi | DATE  | 22.06.2009 |
| APPD: | Pong  |      |       | FINISH | Vienna  | Sheet | 1 from 2   |



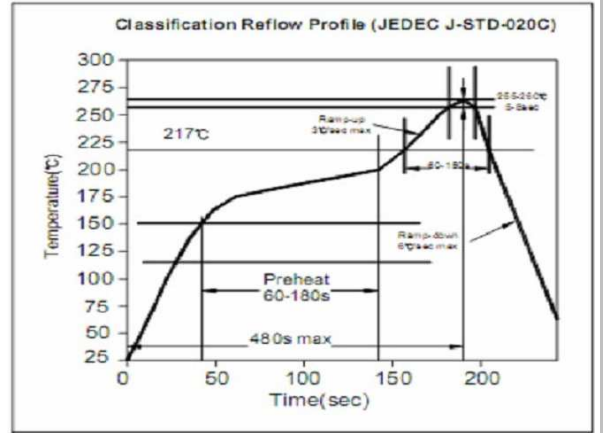
**TECHNICAL INFORMATIONS**

**Dimensions ( mm )**

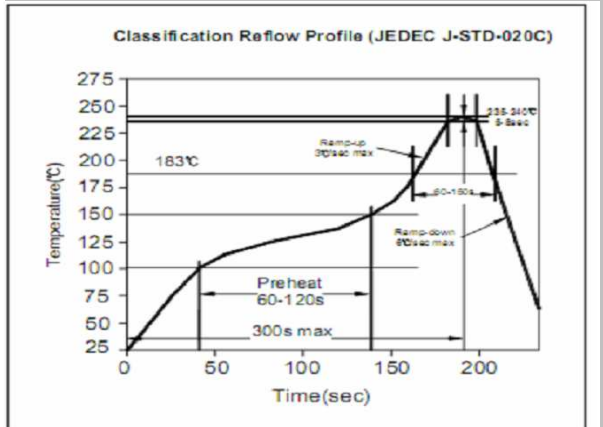


**A** 12,5 ± 0,3    **C** 4,0 ± 0,3    **E** 6,4 ref.  
**B** 12,5 ± 0,3    **D** 7,5 ref.

**Soldering Profile for Lead Free Soldering  
255-260°C**



**Soldering Profile for Lead Free Soldering  
235-240°C**



**Ordering Information**

| Serie and Range |
|-----------------|
| S34003-2R0      |

| Tolerance | ROHS         | Packing        |
|-----------|--------------|----------------|
| M         | R            | TR             |
| K = 10%   | R = ROHS     | BU = Bulk Ware |
| M = 20%   | N = non ROHS | TR = Tape Reel |
| N = 30%   |              |                |

1. This electronic component is meant to be used in general electronic equipment. Before the incorporation of this component into any equipment with higher and more reliable requirements such as aviation, aerospace, submarine, nuclear control, transportation, transportation signal, disaster prevention, medical, public information network, etc. or if there is a possibility of injuries or damages to the human body, Edcon -Components must be informed before the stage of design-in. Evaluation checks for safety have to be performed on each electronic components used in electrical circuits that require high safety and reliability functions.

**HIGH-CURRENT SMT  
POWER INDUCTORS**

Part No.: **S34003-2R0**

Customer:

|       |       |      |       |        |         |       |            |
|-------|-------|------|-------|--------|---------|-------|------------|
| DRW:  | Chang | CHKD | Young | MATL:  | Chu Chi | DATE  | 22.06.2009 |
| APPD: | Pong  |      |       | FINISH | Vienna  | Sheet | 2 from 2   |