



## DISCRIPTION

### FEATURES

Ferrite Core Structure  
 Low DC Resistance  
 Excellent Mechanical Strength  
 High Reliability and Excellent Solderability  
 Low and square Profile  
 High heat resistance

### OPTIONS

Tape & Reel is Standard ( Qty : 600 pcs )  
 Bulk Packing Available for smaller quantities  
 Tolerance: M=20% ; N=30% is Standard,  
 Tighter Tolerances Available

### APPLICATIONS

VCRs, Notebook, DC/DC Converters  
 Video Digital Cameras  
 Communication System  
 Automotive System Power supplier  
 LCD PDP Televisions  
 Hard Disk Drives, Topset, XDSL  
 Computer Peripheral Equipment

### PHYSICAL CHARACTERISTICS

- Inductor Testing : HP4284A ( Equivalent acceptable )  
 DCR : QuadTech 1880 mΩ Q-HP4342A - SRF- HP4191A
- Rated Current L value drop 10% typ at I<sub>DC</sub> against its initial value
- Temperature rise 40°C max reference ambient temperature
- Soldering Methods : Wave, Reflow
- Operating Temperature : -40°C ~ +105°C
- Storage Temperature : -55°C ~ +125°C
- Terminal bending strength : 24,5N min
- Moisture resistance :  $\Delta L/L \leq \pm 10\%$   $\Delta Q/Q \leq \pm 25\%$

### ELECTRICAL SPECIFICATIONS

Properties	Test conditions		Value	Unit	Tol.
Inductance		L	800	nH	see Site 2
Q factor		Q	---		min.
DC-resistance		DCR typ.	---	mΩ	typ.
DC-resistance		DCR max.	3,9	mΩ	max.
Self-Res. Freq.		SRF	---	KHz	min.
Test-Freq.			100	KHz	
Rated Current		I <sub>rms</sub>	17	A	max.
Saturation Current		I SAT	15	A	max.

1. This electronic component is meant to be used in general electronic equipment. Before the incorporation of this component into any equipment with higher and more reliable requirements such as aviation, aerospace, submarine, nuclear control, transportation, transportation signal, disaster prevention, medical, public information network, etc. or if there is a possibility of injuries or damages to the human body, Edcon -Components must be informed before the stage of design-in. Evaluation checks for safety have to be performed on each electronic components used in electrical circuits that require high safety and reliability functions.

### HIGH-CURRENT SMT POWER INDUCTORS

Part No.: **S34001-R80**

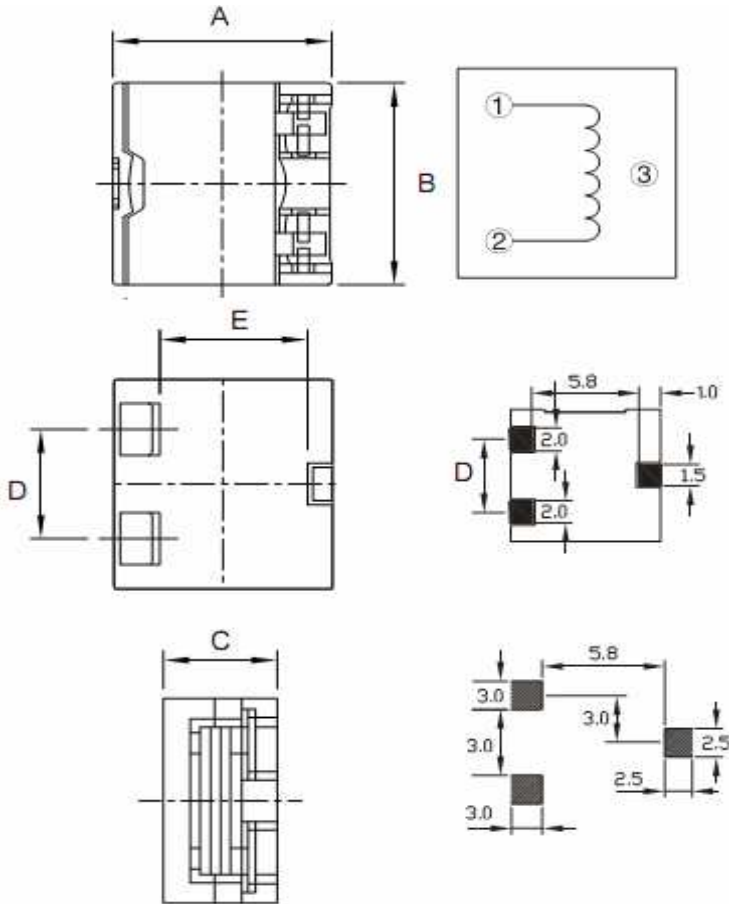
Customer:

DRW:	Chang	CHKD	Young	MATL:	Chu Chi	DATE	22.06.2009
APPD:	Pong			FINISH	Vienna	Sheet	1 from 2



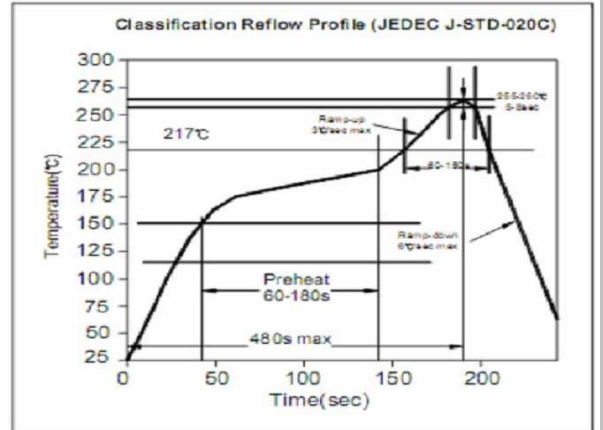
**TECHNICAL INFORMATIONS**

**Dimensions ( mm )**

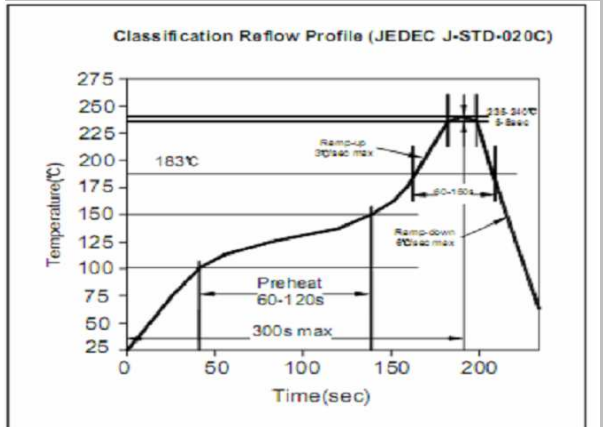


**A** 11,0 ± 0,3    **C** 4,5 ± 0,3    **E** 5,8 ref.  
**B** 9,35 ± 0,3    **D** 6,0 ref.

**Soldering Profile for Lead Free Soldering  
 255-260°C**



**Soldering Profile for Lead Free Soldering  
 235-240°C**



**Ordering Information**

Serie and Range
S34001-R80

Tolerance	ROHS	Packing
M	R	TR
K = 10%	R = ROHS	BU = Bulk Ware
M = 20%	N = non ROHS	TR = Tape Reel
N = 30%		

1. This electronic component is meant to be used in general electronic equipment. Before the incorporation of this component into any equipment with higher and more reliable requirements such as aviation, aerospace, submarine, nuclear control, transportation, transportation signal, disaster prevention, medical, public information network, etc. or if there is a possibility of injuries or damages to the human body, Edcon -Components must be informed before the stage of design-in. Evaluation checks for safety have to be performed on each electronic components used in electrical circuits that require high safety and reliability functions.

**HIGH-CURRENT SMT  
 POWER INDUCTORS**

Part No.: **S34001-R80**

Customer:

DRW:	Chang	CHKD	Young	MATL:	Chu Chi	DATE	22.06.2009
APPD:	Pong			FINISH	Vienna	Sheet	2 from 2