



## DISCRIPTION

### FEATURES

Shielded Structure  
 Flat-top for pick and place  
 Low Resistance Allow high Current  
 Excellent Thermal Stability  
 Low profile

### OPTIONS

Tape & Reel is Standard ( Qty : 2000 pcs )  
 Bulk Packing Available for smaller quantities  
 Tolerance: K=10% ; M=20% is Standard,  
 Tighter Tolerances Available

### APPLICATIONS

DC/DC converter  
 Camcordert  
 LCD, TV, PDA, PDP  
 Notebook computer

## PHYSICAL CHARACTERISTICS

- Inductance is measured with HP-4284A LCR meter or equivalent
- Maximum allowable DC current is that which causes a 25% inductance reduction of initial value, or coil temperature to rise by 40°C, whichever is smaller. (Reference ambient temperature 20°C)
- Operating temperature : -25°C ~ +85°C

## ELECTRICAL SPECIFICATIONS

| Properties         | Test conditions |                 | Value | Unit | Tol.       |
|--------------------|-----------------|-----------------|-------|------|------------|
| Inductance         |                 | <b>L</b>        | 150   | µH   | see Site 2 |
| Q factor           |                 | <b>Q</b>        | ---   |      | min.       |
| DC-resistance      |                 | <b>DCR typ.</b> | ---   | Ω    | typ.       |
| DC-resistance      |                 | <b>DCR max.</b> | 0,28  | Ω    | max.       |
| Self-Res. Freq.    |                 | <b>SRF</b>      | ---   | KHz  | min.       |
| Test-Freq.         |                 |                 | ---   | KHz  |            |
| Rated Current      |                 | <b>IDC</b>      | 1,42  | A    | max.       |
| Saturation Current |                 | <b>I SAT</b>    | ---   | A    | max.       |

1. This electronic component is meant to be used in general electronic equipment. Before the incorporation of this component into any equipment with higher and more reliable requirements such as aviation, aerospace, submarine, nuclear control, transportation, transportation signal, disaster prevention, medical, public information network, etc. or if there is a possibility of injuries or damages to the human body, Edcon –Components must be informed before the stage of design-in. Evaluation checks for safety have to be performed on each electronic components used in electrical circuits that require high safety and reliability functions.

### MAGNETIC SHIELDED SMT POWER INDUCTOR

Part No.: **S25007-151**

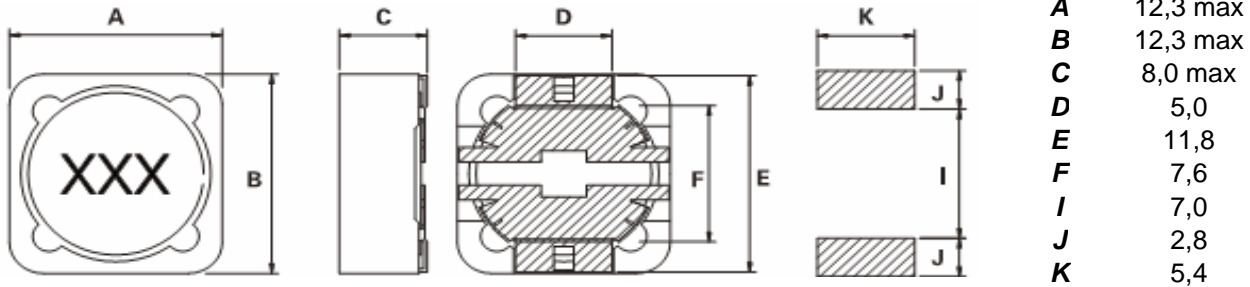
Customer:

|       |       |      |       |        |         |       |            |
|-------|-------|------|-------|--------|---------|-------|------------|
| DRW:  | Chang | CHKD | Young | MATL:  | Chu Chi | DATE  | 18.06.2009 |
| APPD: | Pong  |      |       | FINISH | Vienna  | Sheet | 1 from 2   |



**TECHNICAL INFORMATIONS**

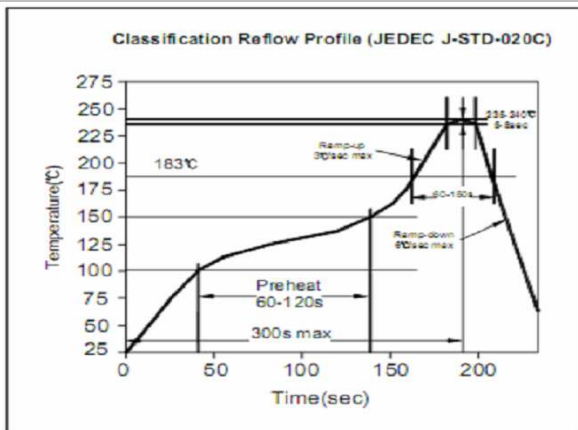
**Dimensions ( mm )**



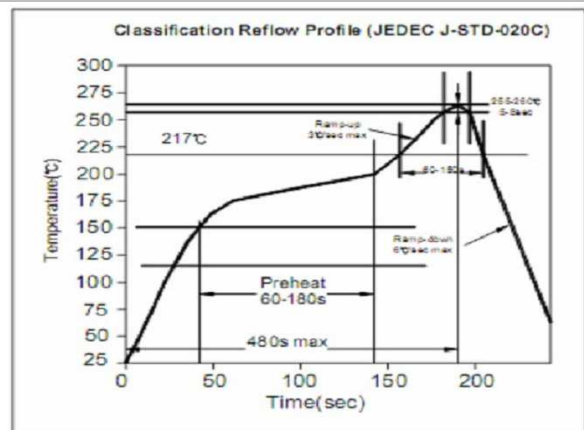
**Ordering Information**

| Serie and Range | Tolerance | ROHS         | Packing        |
|-----------------|-----------|--------------|----------------|
| S25007-151      | M         | R            | TR             |
|                 | K = 10%   | R = ROHS     | BU = Bulk Ware |
|                 | M = 20%   | N = non ROHS | TR = Tape Reel |

**Soldering Profile for Lead Free Soldering  
235-240°C**



**Soldering Profile for Lead Free Soldering  
255-260°C**



1. This electronic component is meant to be used in general electronic equipment. Before the incorporation of this component into any equipment with higher and more reliable requirements such as aviation, aerospace, submarine, nuclear control, transportation, transportation signal, disaster prevention, medical, public information network, etc. or if there is a possibility of injuries or damages to the human body, Edcon -Components must be informed before the stage of design-in. Evaluation checks for safety have to be performed on each electronic components used in electrical circuits that require high safety and reliability functions.

**MAGNETIC  
SHIELDED SMT  
POWER INDUCTOR**

Part No.: **S25007-151**

Customer:

|       |       |      |       |        |         |       |            |
|-------|-------|------|-------|--------|---------|-------|------------|
| DRW:  | Chang | CHKD | Young | MATL:  | Chu Chi | DATE  | 18.06.2009 |
| APPD: | Pong  |      |       | FINISH | Vienna  | Sheet | 2 from 2   |