



DISCRIPTION

FEATURES

Shielded Structure
Flat-top for pick and place
Low Resistance Allow high Current
Excellent Thermal Stability
Low profile

OPTIONS

Tape & Reel is Standard (Qty : 2000 pcs)
Bulk Packing Available for smaller quantites
Tolerance: K=10% ; M=20% is Standard,
Tighter Tolerances Available

APPLICATIONS

DC/DC converter
Camcordert
LCD, TV, PDA, PDP
Notebook computer

PHYSICAL CHARACTERISTICS

- Inductance is measured with HP-4284A LCR meter or equivalent
- Maximum allowable DC current is that which causes a 25% inductance reduction of intial value, or coil temperature to rise by 40°C, whichever is smaller. (Reference ambient tempreature 20°C)
- Operating temperature : -25°C ~ +85°C

ELECTRICAL SPECIFICATIONS

Properties	Test conditions		Value	Unit	Tol.
Inductance		L	39	µH	see Site 2
Q factor		Q	---		min.
DC-resistance		DCR typ.	---	Ω	typ.
DC-resistance		DCR max.	0,340	Ω	max.
Self-Res. Freq.		SRF	---	KHz	min.
Test-Freq.			---	KHz	
Rated Current		IDC	0,770	A	max.
Saturation Current		I SAT	---	A	max.

1. This electronic component is meant to be used in general electronic equipment. Before the incorporation of this component into any equipment with higher and more reliable requirements such as aviation, aerospace, submarine, nuclear control, transportation, transportation signal, disaster prevention, medical, public information network, etc. or if there is a possibility of injuries or damages to the human body, Edcon –Components must be informed before the stage of design-in. Evaluation checks for safety have to be performed on each electronic components used in electrical circuits that require high safety and reliability functions.

MAGNETIC SHIELDED SMT POWER INDUCTOR

Part No.: **S25003-390**

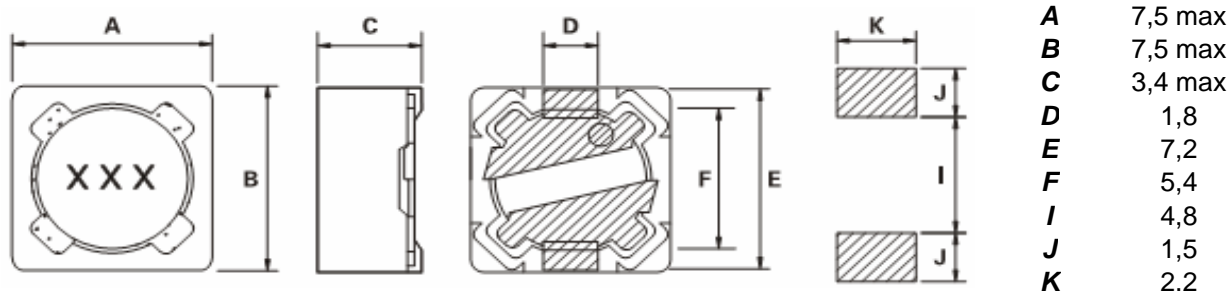
Customer:

DRW:	Chang	CHKD	Young	MATL:	Chu Chi	DATE	18.06.2009
APPD:	Pong			FINISH	Vienna	Sheet	1 from 2



TECHNICAL INFORMATION

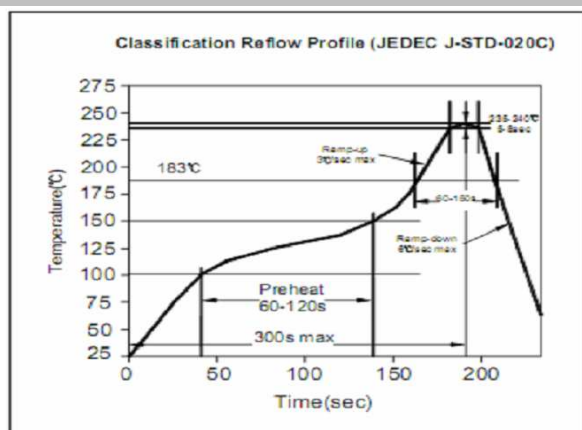
Dimensions (mm)



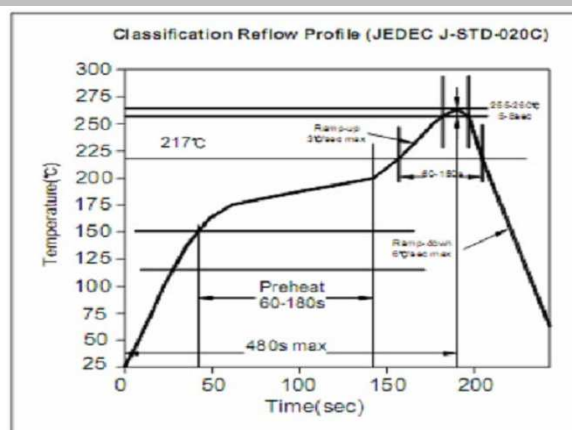
Ordering Information

Serie and Range	Tolerance	ROHS	Packing
S25003-390	M	R	TR
	K = 10%	R = ROHS	BU = Bulk Ware
	M = 20%	N = non ROHS	TR = Tape Reel

Soldering Profile for Lead Free Soldering 235-240°C



Soldering Profile for Lead Free Soldering 255-260°C



1. This electronic component is meant to be used in general electronic equipment. Before the incorporation of this component into any equipment with higher and more reliable requirements such as aviation, aerospace, submarine, nuclear control, transportation, transportation signal, disaster prevention, medical, public information network, etc. or if there is a possibility of injuries or damages to the human body, Edcon -Components must be informed before the stage of design-in. Evaluation checks for safety have to be performed on each electronic components used in electrical circuits that require high safety and reliability functions.

MAGNETIC SHIELDED SMT POWER INDUCTOR

Part No.: **S25003-390**

Customer:

DRW:	Chang	CHKD	Young	MATL:	Chu Chi	DATE	18.06.2009
APPD:	Pong			FINISH	Vienna	Sheet	2 from 2