



DISCRIPTION

FEATURES

Flat-top for Pick & Place
Very low DC Resistance
Low Profile

OPTIONS

Tape & Reel is Standard
Bulk Packing Available for smaller quantities
Tolerance: K=10% ; M=20% is Standard

APPLICATIONS

Ideal for High Current,
Low Voltage DC - DC Converters
Designed for 3,3V Microprocessor

PHYSICAL CHARACTERISTICS

- Open Circuit Inductance Test Parameters : 100KHz , 250Vrms, 0,0 Adc.
- RMS current for an approximate ΔT of 40°C at an ambient temperature of 85°C
- Peak current for approximately 30% rolloff
- DCR limits 20°C
- Operating Temperature : -40°C to +85°C

ELECTRICAL SPECIFICATIONS

| Properties | Test conditions | | Value | Unit | Tol. |
|--------------------|-----------------|----------|--------|----------|------------|
| Inductance | | L | 1,0 | μ H | see Site 2 |
| Q factor | | Q | --- | | min. |
| DC-resistance | | DCR typ. | --- | Ω | typ. |
| DC-resistance | | DCR max. | 0,0065 | Ω | max. |
| Self-Res. Freq. | | SRF | --- | MHz | min. |
| Test-Freq. | | | --- | MHz | |
| Rated Current | | IRMS | 9,3 | A | max. |
| Saturation Current | | I SAT | 9,9 | A | max. |

1. This electronic component is meant to be used in general electronic equipment. Before the incorporation of this component into any equipment with higher and more reliable requirements such as aviation, aerospace, submarine, nuclear control, transportation, transportation signal, disaster prevention, medical, public information network, etc. or if there is a possibility of injuries or damages to the human body, Edcon -Components must be informed before the stage of design-in. Evaluation checks for safety have to be performed on each electronic components used in electrical circuits that require high safety and reliability functions.

SMT HIGH CURRENT INDUCTOR

Part No.: **S23002-1R0**

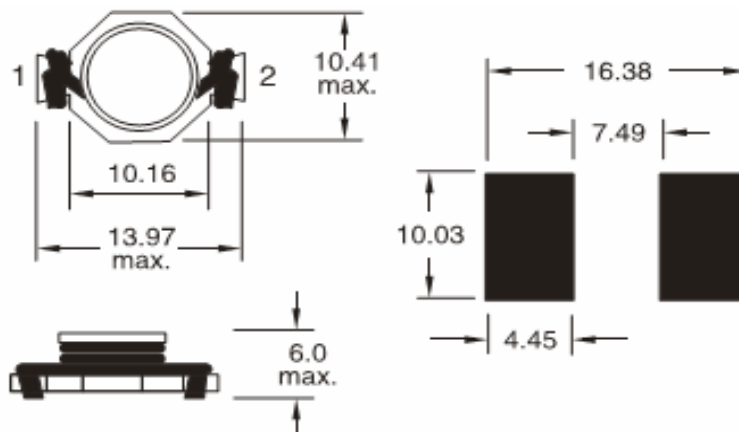
Customer:

| | | | | | | | |
|-------|-------|------|-------|--------|---------|-------|------------|
| DRW: | Chang | CHKD | Young | MATL: | Chu Chi | DATE | 17.06.2009 |
| APPD: | Pong | | | FINISH | Vienna | Sheet | 1 from 2 |



TECHNICAL INFORMATION

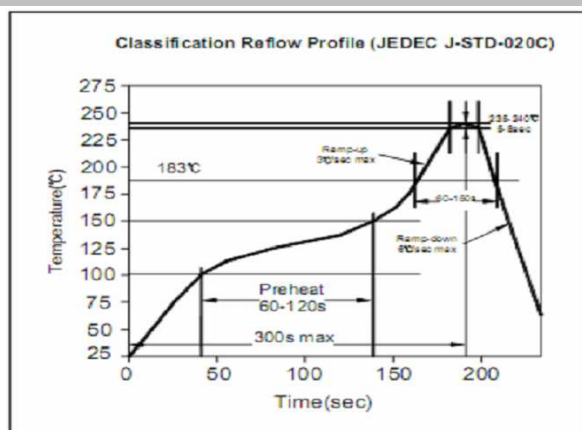
Dimensions (mm)



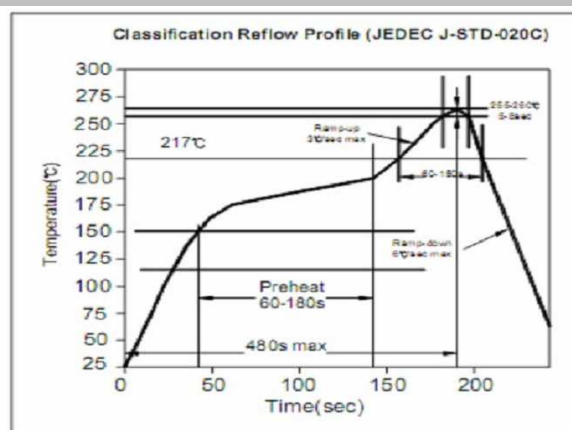
Ordering Information

| Serie and Range | Tolerance | ROHS | Packing |
|-----------------|-----------|--------------|----------------|
| S23002-1R0 | M | R | TR |
| | K = 10% | R = ROHS | BU = Bulk Ware |
| | M = 20% | N = non ROHS | TR = Tape Reel |

Soldering Profile for Lead Free Soldering 235-240°C



Soldering Profile for Lead Free Soldering 255-260°C



1. This electronic component is meant to be used in general electronic equipment. Before the incorporation of this component into any equipment with higher and more reliable requirements such as aviation, aerospace, submarine, nuclear control, transportation, transportation signal, disaster prevention, medical, public information network, etc. or if there is a possibility of injuries or damages to the human body, Edcon -Components must be informed before the stage of design-in. Evaluation checks for safety have to be performed on each electronic components used in electrical circuits that require high safety and reliability functions.

SMT HIGH CURRENT INDUCTOR

Part No.: **S23002-1R0**

Customer:

| | | | | | | | |
|-------|-------|------|-------|--------|---------|-------|------------|
| DRW: | Chang | CHKD | Young | MATL: | Chu Chi | DATE | 17.06.2009 |
| APPD: | Pong | | | FINISH | Vienna | Sheet | 2 from 2 |