



DISCRIPTION

FEATURES

Very Small Foot Print
Flat-top for Pick & Place
Increased Size Selection Guide

OPTIONS

Tape & Reel is Standard
Bulk Packing Available for smaller quantites
Tolerance: M=20% is Standard

APPLICATIONS

Ideal for Palm-Top and Laptop
DC to Dc converter
PDA's flash memory
Step-up, step-down Converters

PHYSICAL CHARACTERISTICS

- measuring Frequency (L) : 1 KHz, 0.1 Vrms, HP4284A
- Operating Temperature : -40°C ~ +85°C
- Storage Temperature : -40°C ~ +105°C
- Soldering Methods : Vapor Phase, Infrared Reflow
- Resistance to soldering heat : 260°C for 10 seconds
- Solvent resistance : Conforms to MIL-STD-202E

ELECTRICAL SPECIFICATIONS

| Properties | Test conditions | | Value | Unit | Tol. |
|--------------------|-----------------|----------|-------|------|------------|
| Inductance | | L | 10 | µH | see Site 2 |
| Q factor | | Q | --- | | min. |
| DC-resistance | | DCR typ. | --- | Ω | typ. |
| DC-resistance | | DCR max. | 0,033 | Ω | max. |
| Self-Res. Freq. | | SRF | --- | MHz | min. |
| Test-Freq. | | | 0,001 | MHz | |
| Rated Current | | IDC | 8,00 | A | max. |
| Saturation Current | | Isat | --- | A | typ. |

1. This electronic component is meant to be used in general electronic equipment. Before the incorporation of this component into any equipment with higher and more reliable requirements such as aviation, aerospace, submarine, nuclear control, transportation, transportation signal, disaster prevention, medical, public information network, etc. or if there is a possibility of injuries or damages to the human body, Edcon -Components must be informed before the stage of design-in. Evaluation checks for safety have to be performed on each electronic components used in electrical circuits that require high safety and reliability functions.

SMT POWER INDUCTOR

Part No.: **S21004-100**

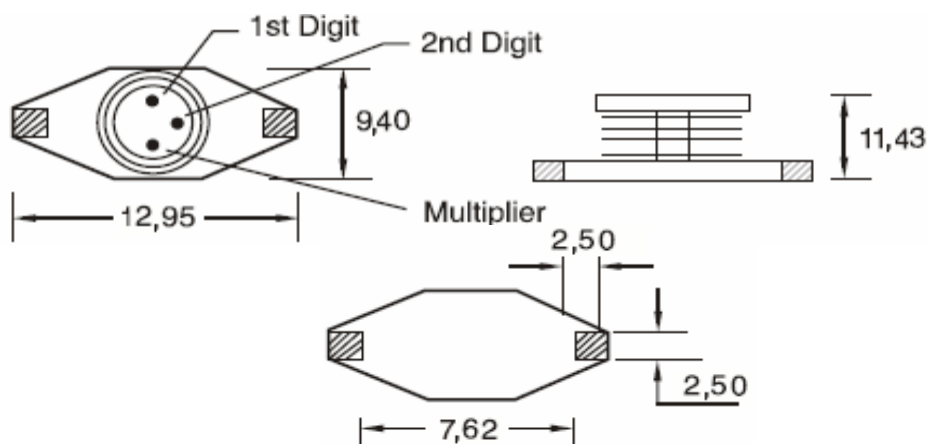
Customer:

| | | | | | | | |
|-------|-------|------|-------|--------|---------|-------|------------|
| DRW: | Chang | CHKD | Young | MATL: | Chu Chi | DATE | 16.06.2009 |
| APPD: | Pong | | | FINISH | Vienna | Sheet | 1 from 2 |



TECHNICAL INFORMATION

Dimensions (mm)

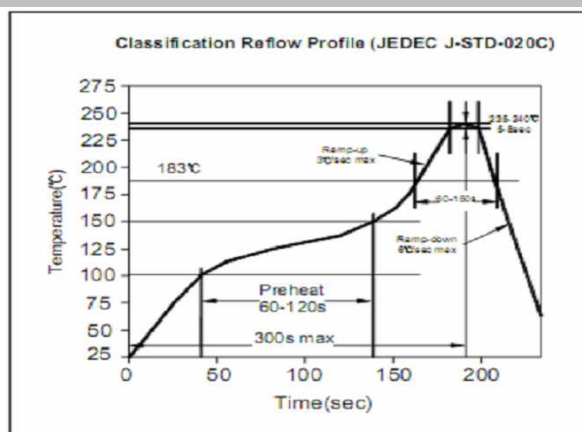


Ordering Information

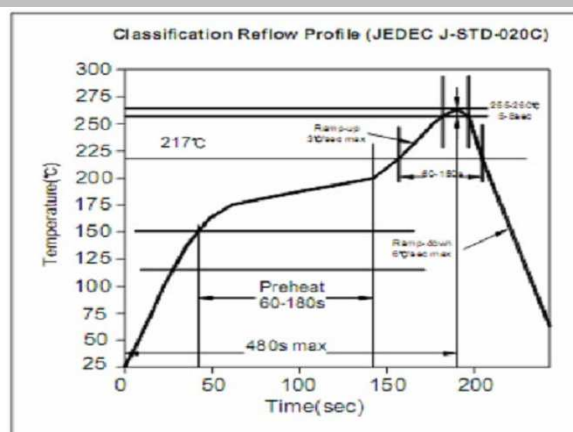
| Serie and Range |
|-----------------|
| S21004-100 |

| Tolerance | ROHS | Packing |
|-----------|--------------------------|----------------------------------|
| M | R | TR |
| M = 20% | R = ROHS N = non ROHS | BU = Bulk Ware TR = Tape Reel |

Soldering Profile for Lead Free Soldering 235-240°C



Soldering Profile for Lead Free Soldering 255-260°C



1. This electronic component is meant to be used in general electronic equipment. Before the incorporation of this component into any equipment with higher and more reliable requirements such as aviation, aerospace, submarine, nuclear control, transportation, transportation signal, disaster prevention, medical, public information network, etc. or if there is a possibility of injuries or damages to the human body, Edcon -Components must be informed before the stage of design-in. Evaluation checks for safety have to be performed on each electronic components used in electrical circuits that require high safety and reliability functions.

SMT POWER INDUCTOR

Part No.: **S21004-100**

Customer:

| | | | | | | | |
|-------|-------|------|-------|--------|---------|-------|------------|
| DRW: | Chang | CHKD | Young | MATL: | Chu Chi | DATE | 16.06.2009 |
| APPD: | Pong | | | FINISH | Vienna | Sheet | 2 from 2 |