



DISCRIPTION

FEATURES

Larg Current
Flat-top for Pick & Place
Low cost

OPTIONS

Tape & Reel is Standard
Bulk Packing Available for smaller quantites
Tolerance: K=10% is Standard

APPLICATIONS

Modems PDP, LCD TVs convertor
Mobile Radios DC/DC convertor
Cordless Telephones Car radios
Global Positioning Systems
Wireless Communications Equipment
Network Systems
Computer Peripheral Equipment

PHYSICAL CHARACTERISTICS

- Test Frequenz with HP4284A and HP4285A (equivalent acceptable)
DCR : GW813 or QuadTech 1880 mΩ
- IDC Max is decreased 10% against its initial value
- Operating Temperature : -40°C ~ +85°C
- Storage Temperature : -40°C ~ +105°C
- Soldering Methods : Vapor Phase, Infrared Reflow
- Resistance to soldering heat : 260°C for 10 seconds
- Solvent resistance : Conforms to MIL-STD-202E

ELECTRICAL SPECIFICATIONS

Properties	Test conditions		Value	Unit	Tol.
Inductance		L	100	μH	see Site 2
Q factor		Q	---		min.
DC-resistance		DCR typ.	---	Ω	typ.
DC-resistance		DCR max.	0,70	Ω	max.
Self-Res. Freq.		SRF	---	Mhz	min.
Test-Freq.			0,001	Mhz	
Rated Current		IDC	0,52	A	max.
Saturation Current		Isat	---	A	typ.

1. This electronic component is meant to be used in general electronic equipment. Before the incorporation of this component into any equipment with higher and more reliable requirements such as aviation, aerospace, submarine, nuclear control, transportation, transportation signal, disaster prevention, medical, public information network, etc. or if there is a possibility of injuries or damages to the human body, Edcon –Components must be informed before the stage of design-in. Evaluation checks for safety have to be performed on each electronic components used in electrical circuits that require high safety and reliability functions.

HIGH CURRENT SMT Power INDUCTOR

Part No.: **S18004-101**

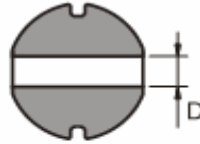

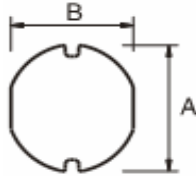
Customer:

DRW:	Chang	CHKD	Young	MATL:	Chu Chi	DATE	12.06.2009
APPD:	Pong			FINISH	Vienna	Sheet	1 from 2



TECHNICAL INFORMATIONS

Dimensions (mm)



A	5,8 ± 0,3
B	5,2 ± 0,3
C	4,5 ± 0,3
D	1,3

Ordering Information

Serie and Range
S18004-101

Tolerance	ROHS	Packing
K	R	TR
K = 10%	R = ROHS N = non ROHS	BU = Bulk Ware TR = Tape Reel

Soldering Profile for Lead Free Soldering 235-240°C



Soldering Profile for Lead Free Soldering 255-260°C



1. This electronic component is meant to be used in general electronic equipment. Before the incorporation of this component into any equipment with higher and more reliable requirements such as aviation, aerospace, submarine, nuclear control, transportation, transportation signal, disaster prevention, medical, public information network, etc. or if there is a possibility of injuries or damages to the human body, Edcon -Components must be informed before the stage of design-in. Evaluation checks for safety have to be performed on each electronic components used in electrical circuits that require high safety and reliability functions.

HIGH CURRENT SMT Power INDUCTOR

Part No.: **S18004-101**

Customer:

DRW:	Chang	CHKD	Young	MATL:	Chu Chi	DATE	12.06.2009
APPD:	Pong			FINISH	Vienna	Sheet	2 from 2