



## DISCRIPTION

### FEATURES

Larg Current  
Flat-top for Pick & Place  
Low cost

### OPTIONS

Tape & Reel is Standard  
Bulk Packing Available for smaller quantites  
Tolerance: M=20% is Standard

### APPLICATIONS

Modems PDP, LCD TVs convertor  
Mobile Radios DC/DC convertor  
Cordless Telephones Car radios  
Global Positioning Systems  
Wireless Communications Equipment  
Network Systems  
Computer Peripheral Equipment

## PHYSICAL CHARACTERISTICS

- Test Frequenz with HP4284A and HP4285A ( equivalent acceptable )  
DCR : GW813 or QuadTech 1880 mΩ
- IDC Max is decreased 10% against its initial value
- Operating Temperature : -40°C ~ +85°C
- Storage Temperature : -40°C ~ +105°C
- Soldering Methods : Vapor Phase, Infrared Reflow
- Resistance to soldering heat : 260°C for 10 seconds
- Solvent resistance : Conforms to MIL-STD-202E

## ELECTRICAL SPECIFICATIONS

Properties	Test conditions		Value	Unit	Tol.
Inductance		<b>L</b>	3,3	μH	see Site 2
Q factor		<b>Q</b>	---		min.
DC-resistance		<b>DCR typ.</b>	---	Ω	typ.
DC-resistance		<b>DCR max.</b>	0,08	Ω	max.
Self-Res. Freq.		<b>SRF</b>	---	Mhz	min.
Test-Freq.			7,95	Mhz	
Rated Current		<b>IDC</b>	2,50	A	max.
Saturation Current		<b>Isat</b>	---	A	typ.

1. This electronic component is meant to be used in general electronic equipment. Before the incorporation of this component into any equipment with higher and more reliable requirements such as aviation, aerospace, submarine, nuclear control, transportation, transportation signal, disaster prevention, medical, public information network, etc. or if there is a possibility of injuries or damages to the human body, Edcon –Components must be informed before the stage of design-in. Evaluation checks for safety have to be performed on each electronic components used in electrical circuits that require high safety and reliability functions.

### HIGH CURRENT SMT Power INDUCTOR

Part No.: **S18003-3R3**

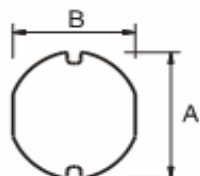
Customer:

DRW:	Chang	CHKD	Young	MATL:	Chu Chi	DATE	12.06.2009
APPD:	Pong			FINISH	Vienna	Sheet	1 from 2



## TECHNICAL INFORMATION

### Dimensions ( mm )

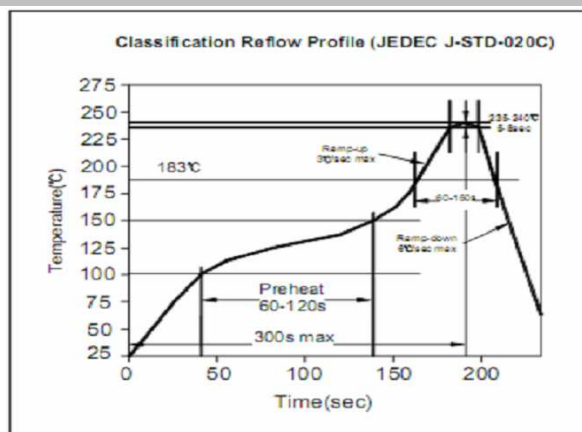


<b>A</b>	5,8 ± 0,3
<b>B</b>	5,2 ± 0,3
<b>C</b>	2,5 ± 0,3
<b>D</b>	1,3

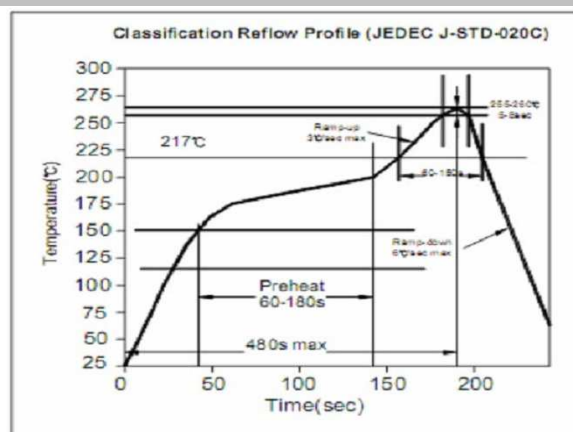
### Ordering Information

Serie and Range	Tolerance	ROHS	Packing
<b>S18003-3R3</b>	<b>M</b>	<b>R</b>	<b>TR</b>
	<b>M = 20%</b>	<b>R = ROHS</b> <b>N = non ROHS</b>	<b>BU = Bulk Ware</b> <b>TR = Tape Reel</b>

### Soldering Profile for Lead Free Soldering 235-240°C



### Soldering Profile for Lead Free Soldering 255-260°C



1. This electronic component is meant to be used in general electronic equipment. Before the incorporation of this component into any equipment with higher and more reliable requirements such as aviation, aerospace, submarine, nuclear control, transportation, transportation signal, disaster prevention, medical, public information network, etc. or if there is a possibility of injuries or damages to the human body, Edcon -Components must be informed before the stage of design-in. Evaluation checks for safety have to be performed on each electronic components used in electrical circuits that require high safety and reliability functions.

### HIGH CURRENT SMT Power INDUCTOR

Part No.: **S18003-3R3**

Customer:

DRW:	Chang	CHKD	Young	MATL:	Chu Chi	DATE	12.06.2009
APPD:	Pong			FINISH	Vienna	Sheet	2 from 2