



DISCRIPTION

FEATURES

Ferrite Core
 High Frequency Desgin
 Lower DCR permits High Idc
 Available in E 12 serie
 Excellent Q SRF Values
 Excellent Thermal Stability
 Lead Free versions

OPTIONS

Tape & Reel is Standard (Qty: 2000 Pcs)
 Bulk Packing Available for smaller quantites
 Tolerance: K = 10% and M=20% is Standard,
 tighter Tolerance available (MOQ on request)

APPLICATIONS

Modems PDP, LCD TVs convertor
 Mobile Radios DC/DC convertor
 Cordless Telephones Car radios
 Global Positioning Systems
 Wireless Communications Equipment
 Network Systems
 Computer Peripheral Equipment

PHYSICAL CHARACTERISTICS

- Testing : (Equivalents acceptable) Inductance : HP4291A
 RDC : QuadTech 1880 mΩ Q : HP4342A SRF : HP4191A
- Rated Current L value drop 10% typ at IDC against its initial value
- Temperature rise 40°C Max Reference ambient temperature
- Solderability : 75% of the terminal electrode shall be covered
- Soldering Methods : Wave, Reflow
- Operating Temperature : -25°C ~ +85°C
- Storage Temperature : -55°C ~ +125°C

ELECTRICAL SPECIFICATIONS

Properties	Test conditions		Value	Unit	Tol.
Inductance		L	1,8	μH	see Site 2
Q factor		Q	10		min.
DC-resistance		DCR typ.	---	Ω	typ.
DC-resistance		DCR max.	0,7	Ω	max.
Self-Res. Freq.		SRF	60	Mhz	min.
Test-Freq.			1 / 1	KHz / Mhz	
Rated Current		IDC	390	mA	max.
Saturation Current		Isat	---	mA	typ.

1. This electronic component is meant to be used in general electronic equipment. Before the incorporation of this component into any equipment with higher and more reliable requirements such as aviation, aerospace, submarine, nuclear control, transportation, transportation signal, disaster prevention, medical, public information network, etc. or if there is a possibility of injuries or damages to the human body, Edcon -Components must be informed before the stage of design-in. Evaluation checks for safety have to be performed on each electronic components used in electrical circuits that require high safety and reliability functions.

HIGH CURRENT SMT WIRE-WOUND CHIP INDUCTORS

Part No.: **S15003-1R8**

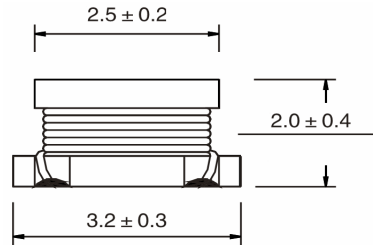
Customer:

DRW:	Chang	CHKD	Young	MATL:	Chu Chi	DATE	10.06.2009
APPD:	Pong			FINISH	Vienna	Sheet	1 from 2

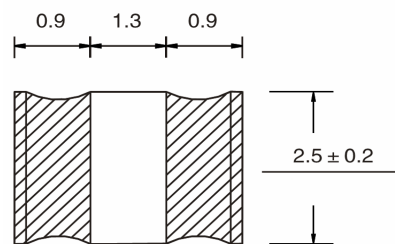
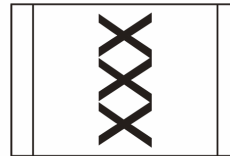


TECHNICAL INFORMATIONS

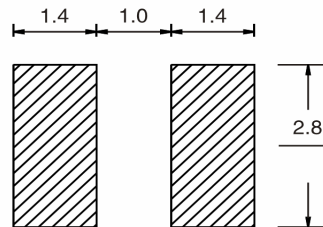
Dimensions (mm)



Typical part marking



Recommended Layout



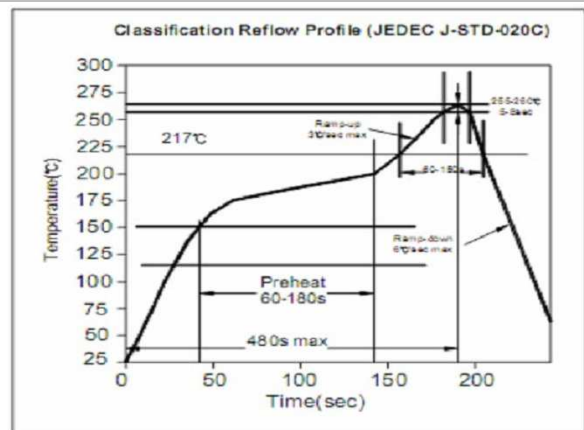
Ordering Information

Serie and Range	Tolerance	ROHS	Packing
S15003-1R8	K	R	TR
	K = 10%	R = ROHS	BU = Bulk Ware
	M = 20%	N = non ROHS	TR = Tape Reel

Soldering Profile for Lead Free Soldering 235-240°C



Soldering Profile for Lead Free Soldering 255-260°C



1. This electronic component is meant to be used in general electronic equipment. Before the incorporation of this component into any equipment with higher and more reliable requirements such as aviation, aerospace, submarine, nuclear control, transportation, transportation signal, disaster prevention, medical, public information network, etc. or if there is a possibility of injuries or damages to the human body, Edcon -Components must be informed before the stage of design-in. Evaluation checks for safety have to be performed on each electronic components used in electrical circuits that require high safety and reliability functions.

HIGH CURRENT SMT WIRE-WOUND CHIP INDUCTORS

Part No.: **S15003-1R8**

Customer:

DRW:	Chang	CHKD	Young	MATL:	Chu Chi	DATE	10.06.2009
APPD:	Pong			FINISH	Vienna	Sheet	2 from 2