

DISCRIPTION

FEATURES

Molded construction
 Heat Resistance Molded Resin
 Excellent Mechanical Strength
 Excellent Solderability
 High Reliability
 Low Profile

OPTIONS

Tape & Reel is Standard (Qty: 5000 Pcs)
 Bulk Packing Available for smaller quantities
 Tolerance: J = 5% and K=10% is Standard,
 tighter Tolerance available (MOQ on request)

APPLICATIONS

VCRs DC/DC Converts
 Video Cameras CTV, VCR HIC
 Communication System
 Automotive Systems
 LCD/PDP Televisions
 Hard Disk Drives
 Network Systems
 Computer Peripheral Equipment

PHYSICAL CHARACTERISTICS

- Testing : (Equivalents acceptable) Inductance : HP4285A
 RDC : QuadTech 1880 mΩ Q : HP4342A SRF : HP4291A
- IDC Max : Determined when superimposed DC current is decreased 10% against it's initial value
- Operating Temperature : -25°C ~ +105°C
- Storage Temperature : -40°C ~ +105°C
- Solder methods : Vapor Phase, Infrared
- Resistance to soldering heat : 260°C for 10 seconds
- Solvent resistance : Conforms to MIL-STD-202E
- Marking : Inductance & Tolercane

ELECTRICAL SPECIFICATIONS

| Properties | Test conditions | | Value | Unit | Tol. |
|--------------------|-----------------|-----------------|-------|------|------------|
| Inductance | | L | 220 | nH | see Site 2 |
| Q factor | | Q | 40 | | min. |
| DC-resistance | | DCR typ. | --- | Ω | typ. |
| DC-resistance | | DCR max. | 0,25 | Ω | max. |
| Self-Res. Freq. | | SRF | 180 | Mhz | min. |
| Test-Freq. | | | 25,2 | Mhz | |
| Rated Current | | IDC | 665 | mA | max. |
| Saturation Current | | Isat | --- | mA | typ. |

1. This electronic component is meant to be used in general electronic equipment. Before the incorporation of this component into any equipment with higher and more reliable requirements such as aviation, aerospace, submarine, nuclear control, transportation, transportation signal, disaster prevention, medical, public information network, etc. or if there is a possibility of injuries or damages to the human body, Edcon -Components must be informed before the stage of design-in. Evaluation checks for safety have to be performed on each electronic components used in electrical circuits that require high safety and reliability functions.

SMT WOUND MOLDED CHIP INDUCTORS

Part No.: **S14003-R22**

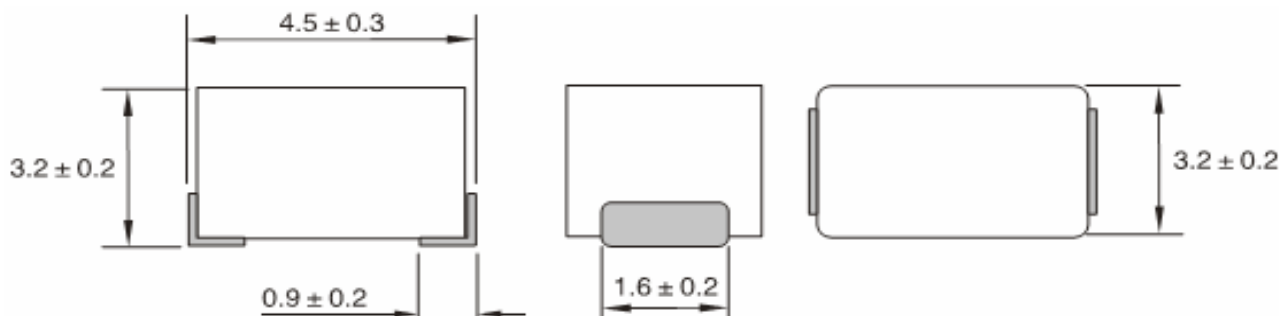
Customer:

| | | | | | | | |
|-------|-------|------|-------|--------|---------|-------|------------|
| DRW: | Chang | CHKD | Young | MATL: | Chu Chi | DATE | 09.06.2009 |
| APPD: | Pong | | | FINISH | Vienna | Sheet | 1 from 2 |



TECHNICAL INFORMATIONS

Dimensions (mm)



Ordering Information

Serie and Range

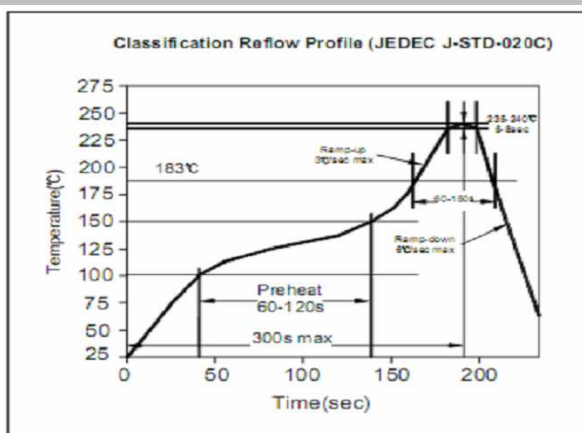
S14003-R22

Tolerance **ROHS** **Packing**

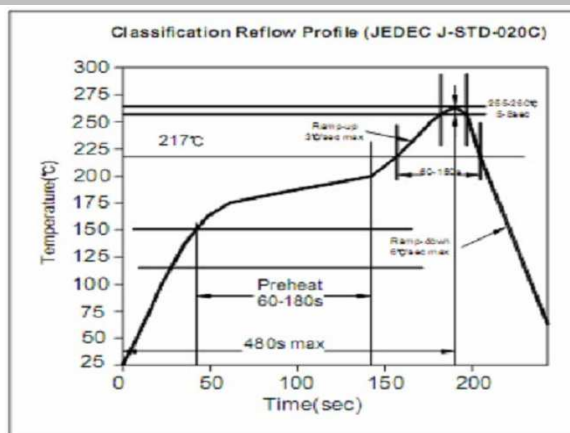
K **R** **TR**

| | | |
|----------------|---------------------|-----------------------|
| J = 5% | R = ROHS | BU = Bulk Ware |
| K = 10% | N = non ROHS | TR = Tape Reel |
| M = 20% | | |
| N = 30% | | |

Soldering Profile for Lead Free Soldering 235-240°C



Soldering Profile for Lead Free Soldering 255-260°C



1. This electronic component is meant to be used in general electronic equipment. Before the incorporation of this component into any equipment with higher and more reliable requirements such as aviation, aerospace, submarine, nuclear control, transportation, transportation signal, disaster prevention, medical, public information network, etc. or if there is a possibility of injuries or damages to the human body, Edcon -Components must be informed before the stage of design-in. Evaluation checks for safety have to be performed on each electronic components used in electrical circuits that require high safety and reliability functions.

SMT WOUND MOLDED CHIP INDUCTORS

Part No.: **S14003-R22**

Customer:

| | | | | | | | |
|-------|-------|------|-------|--------|---------|-------|------------|
| DRW: | Chang | CHKD | Young | MATL: | Chu Chi | DATE | 09.06.2009 |
| APPD: | Pong | | | FINISH | Vienna | Sheet | 2 from 2 |