



DISCRIPTION

FEATURES

Molded construction
Heat Resistance Molded Resin
Excellent Mechanical Strength
Excellent Solderability
High Reliability
Low Profile

OPTIONS

Tape & Reel is Standard (Qty: 5000 Pcs)
Bulk Packing Available for smaller quantities
Tolerance: J = 5% and K=10% is Standard,
tighter Tolerance available (MOQ on request)

APPLICATIONS

VCRs DC/DC Converts
Video Cameras CTV, VCR HIC
Communication System
Automotive Systems
LCD/PDP Televisions
Hard Disk Drives
Network Systems
Computer Peripheral Equipment

PHYSICAL CHARACTERISTICS

- Testing : (Equivalents acceptable) Inductance : HP4285A
RDC : QuadTech 1880 mΩ Q : HP4342A SRF : HP4291A
- IDC Max : Determined when superimposed DC current is decreased 10% against it's initial value
- Operating Temperature : -25°C ~ +105°C
- Storage Temperature : -40°C ~ +105°C
- Solder methods : Vapor Phase, Infrared
- Resistance to soldering heat : 260°C for 10 seconds
- Solvent resistance : Conforms to MIL-STD-202E
- Marking : Inductance & Tolercane

ELECTRICAL SPECIFICATIONS

Properties	Test conditions		Value	Unit	Tol.
Inductance		L	121	μH	see Site 2
Q factor		Q	40		min.
DC-resistance		DCR typ.	---	Ω	typ.
DC-resistance		DCR max.	8,0	Ω	max.
Self-Res. Freq.		SRF	6	Mhz	min.
Test-Freq.			0,796	Mhz	
Rated Current		IDC	110	mA	max.
Saturation Current		Isat	---	mA	typ.

1. This electronic component is meant to be used in general electronic equipment. Before the incorporation of this component into any equipment with higher and more reliable requirements such as aviation, aerospace, submarine, nuclear control, transportation, transportation signal, disaster prevention, medical, public information network, etc. or if there is a possibility of injuries or damages to the human body, Edcon -Components must be informed before the stage of design-in. Evaluation checks for safety have to be performed on each electronic components used in electrical circuits that require high safety and reliability functions.

SMT WOUND MOLDED CHIP INDUCTORS

Part No.: **S14003-121**

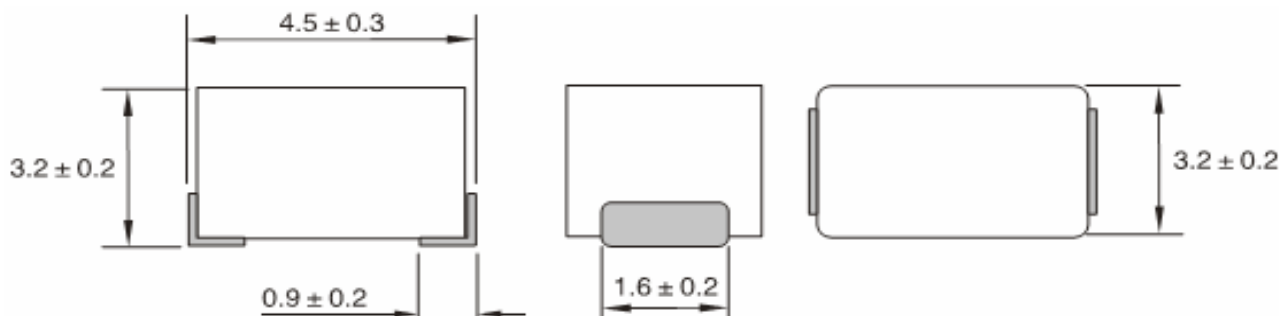
Customer:

DRW:	Chang	CHKD	Young	MATL:	Chu Chi	DATE	09.06.2009
APPD:	Pong			FINISH	Vienna	Sheet	1 from 2



TECHNICAL INFORMATIONS

Dimensions (mm)



Ordering Information

Serie and Range

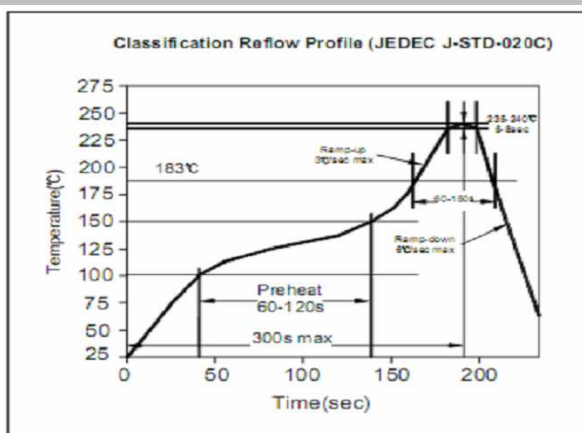
S14003-121

Tolerance **ROHS** **Packing**

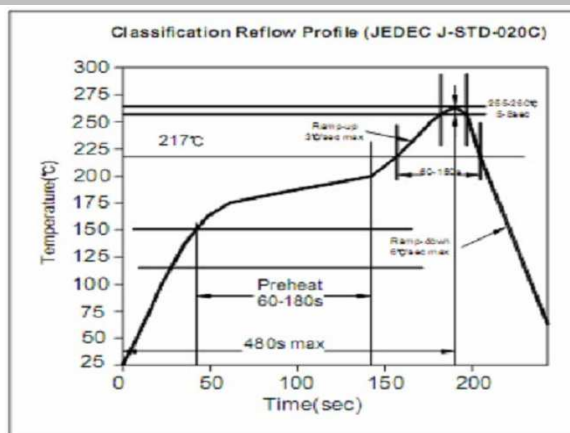
K **R** **TR**

J = 5%	R = ROHS	BU = Bulk Ware
K = 10%	N = non ROHS	TR = Tape Reel
M = 20%		
N = 30%		

Soldering Profile for Lead Free Soldering 235-240°C



Soldering Profile for Lead Free Soldering 255-260°C



1. This electronic component is meant to be used in general electronic equipment. Before the incorporation of this component into any equipment with higher and more reliable requirements such as aviation, aerospace, submarine, nuclear control, transportation, transportation signal, disaster prevention, medical, public information network, etc. or if there is a possibility of injuries or damages to the human body, Edcon -Components must be informed before the stage of design-in. Evaluation checks for safety have to be performed on each electronic components used in electrical circuits that require high safety and reliability functions.

SMT WOUND MOLDED CHIP INDUCTORS

Part No.: **S14003-121**

Customer:

DRW:	Chang	CHKD	Young	MATL:	Chu Chi	DATE	09.06.2009
APPD:	Pong			FINISH	Vienna	Sheet	2 from 2