



## DISCRIPTION

### FEATURES

Molded construction  
 Heat Resistance Molded Resin  
 Excellent Mechanical Strength  
 Excellent Solderability  
 High Reliability  
 Low Profile

### OPTIONS

Tape & Reel is Standard ( Qty: 5000 Pcs )  
 Bulk Packing Available for smaller quantities  
 Tolerance: J = 5% and K=10% is Standard,  
 tighter Tolerance available ( MOQ on request )

### APPLICATIONS

VCRs DC/DC Converts  
 Video Cameras CTV, VCR HIC  
 Communication System  
 Automotive Systems  
 LCD/PDP Televisions  
 Hard Disk Drives  
 Network Systems  
 Computer Peripheral Equipment

### PHYSICAL CHARACTERISTICS

- Testing : ( Equivalents acceptable ) Inductance : HP4285A  
 RDC : QuadTech 1880 mΩ Q : HP4342A SRF : HP4291A
- IDC Max : Determined when superimposed DC current is decreased 10% against it's initial value
- Operating Temperature : -25°C ~ +105°C
- Storage Temperature : -40°C ~ +105°C
- Solder methods : Vapor Phase, Infrared
- Resistance to soldering heat : 260°C for 10 seconds
- Solvent resistance : Conforms to MIL-STD-202E
- Marking : Inductance & Tolercane

### ELECTRICAL SPECIFICATIONS

Properties	Test conditions		Value	Unit	Tol.
Inductance		<b>L</b>	1,0	mH	see Site 2
Q factor		<b>Q</b>	20		min.
DC-resistance		<b>DCR typ.</b>	---	Ω	typ.
DC-resistance		<b>DCR max.</b>	40	Ω	max.
Self-Res. Freq.		<b>SRF</b>	2,5	Mhz	min.
Test-Freq.			0,252	Mhz	
Rated Current		<b>IDC</b>	30	mA	max.
Saturation Current		<b>Isat</b>	---	mA	typ.


1. This electronic component is meant to be used in general electronic equipment. Before the incorporation of this component into any equipment with higher and more reliable requirements such as aviation, aerospace, submarine, nuclear control, transportation, transportation signal, disaster prevention, medical, public information network, etc. or if there is a possibility of injuries or damages to the human body, Edcon -Components must be informed before the stage of design-in. Evaluation checks for safety have to be performed on each electronic components used in electrical circuits that require high safety and reliability functions.

### SMT WOUND MOLDED CHIP INDUCTORS

Part No.: **S14003-102**

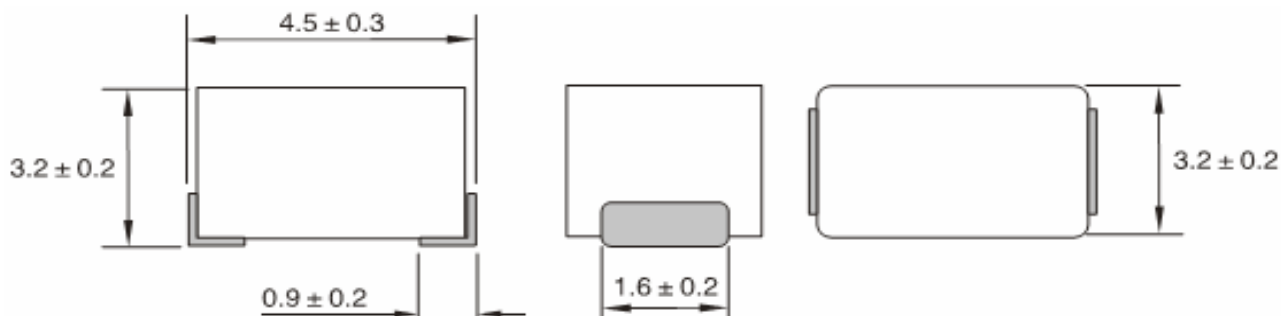
Customer:

DRW:	Chang	CHKD	Young	MATL:	Chu Chi	DATE	09.06.2009
APPD:	Pong			FINISH	Vienna	Sheet	1 from 2



## TECHNICAL INFORMATIONS

### Dimensions ( mm )



### Ordering Information

**Serie and Range**

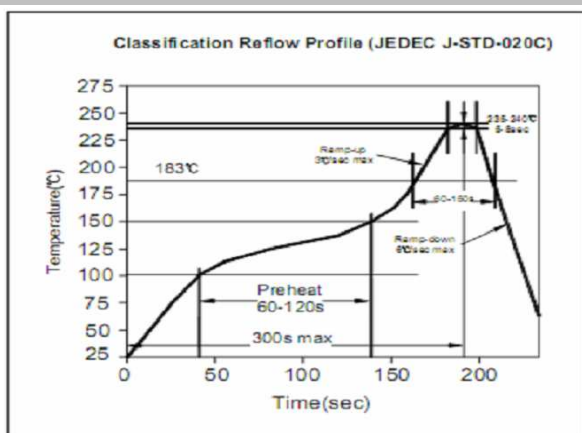
**S14003-102**

**Tolerance**      **ROHS**      **Packing**

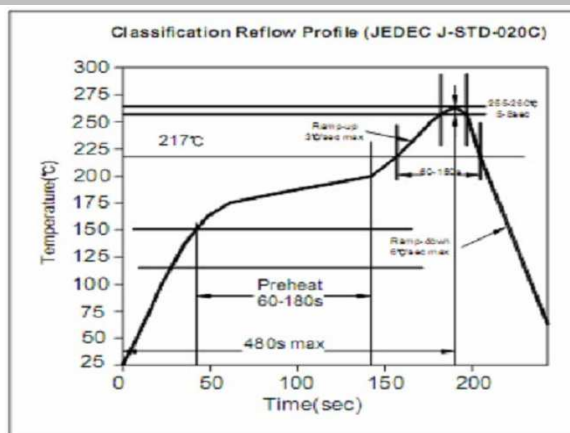
**K**      **R**      **TR**

<b>J = 5%</b>	<b>R = ROHS</b>	<b>BU = Bulk Ware</b>
<b>K = 10%</b>	<b>N = non ROHS</b>	<b>TR = Tape Reel</b>
<b>M = 20%</b>		
<b>N = 30%</b>		

### Soldering Profile for Lead Free Soldering 235-240°C



### Soldering Profile for Lead Free Soldering 255-260°C



1. This electronic component is meant to be used in general electronic equipment. Before the incorporation of this component into any equipment with higher and more reliable requirements such as aviation, aerospace, submarine, nuclear control, transportation, transportation signal, disaster prevention, medical, public information network, etc. or if there is a possibility of injuries or damages to the human body, Edcon -Components must be informed before the stage of design-in. Evaluation checks for safety have to be performed on each electronic components used in electrical circuits that require high safety and reliability functions.

### SMT WOUND MOLDED CHIP INDUCTORS

Part No.: **S14003-102**

Customer:

DRW:	Chang	CHKD	Young	MATL:	Chu Chi	DATE	09.06.2009
APPD:	Pong			FINISH	Vienna	Sheet	2 from 2