



## DISCRIPTION

### FEATURES

Molded construction  
Heat Resistance Molded Resin  
Excellent Mechanical Strength  
Excellent Solderability  
High Reliability  
Low Profile

### OPTIONS

Tape & Reel is Standard ( Qty: 2000 Pcs )  
Bulk Packing Available for smaller quantities  
Tolerance: J = 5% and K=10% is Standard,  
tighter Tolerance available ( MOQ on request )

### APPLICATIONS

VCRs DC/DC Converts  
Video Cameras CTV, VCR HIC  
Communication System  
Automotive Systems  
LCD/PDP Televisions  
Hard Disk Drives  
Network Systems  
Computer Peripheral Equipment

### PHYSICAL CHARACTERISTICS

- Testing : ( Equivalents acceptable ) Inductance : HP4285A  
RDC : QuadTech 1880 mΩ Q : HP4342A SRF : HP4291A
- IDC Max : Determined when superimposed DC current is decreased 10% against it's initial value
- Operating Temperature : -25°C ~ +85°C
- Storage Temperature : -40°C ~ +85°C
- Solder methods : Wave, Vapor Phase, Infrared
- Resistance to soldering heat : 260°C for 10 seconds
- Solvent resistance : Conforms to MIL-STD-202E
- Marking : Inductance & Tolercane

### ELECTRICAL SPECIFICATIONS

| Properties         | Test conditions |                 | Value | Unit | Tol.       |
|--------------------|-----------------|-----------------|-------|------|------------|
| Inductance         |                 | <b>L</b>        | 1,8   | μH   | see Site 2 |
| Q factor           |                 | <b>Q</b>        | 30    |      | min.       |
| DC-resistance      |                 | <b>DCR typ.</b> | ---   | Ω    | typ.       |
| DC-resistance      |                 | <b>DCR max.</b> | 0,90  | Ω    | max.       |
| Self-Res. Freq.    |                 | <b>SRF</b>      | 80    | Mhz  | min.       |
| Test-Freq.         |                 |                 | 7,96  | Mhz  |            |
| Rated Current      |                 | <b>IDC</b>      | 350   | mA   | max.       |
| Saturation Current |                 | <b>Isat</b>     | ---   | mA   | typ.       |

1. This electronic component is meant to be used in general electronic equipment. Before the incorporation of this component into any equipment with higher and more reliable requirements such as aviation, aerospace, submarine, nuclear control, transportation, transportation signal, disaster prevention, medical, public information network, etc. or if there is a possibility of injuries or damages to the human body, Edcon -Components must be informed before the stage of design-in. Evaluation checks for safety have to be performed on each electronic components used in electrical circuits that require high safety and reliability functions.

### SMT WOUND MOLDED CHIP INDUCTORS

Part No.: **S14002-1R8**

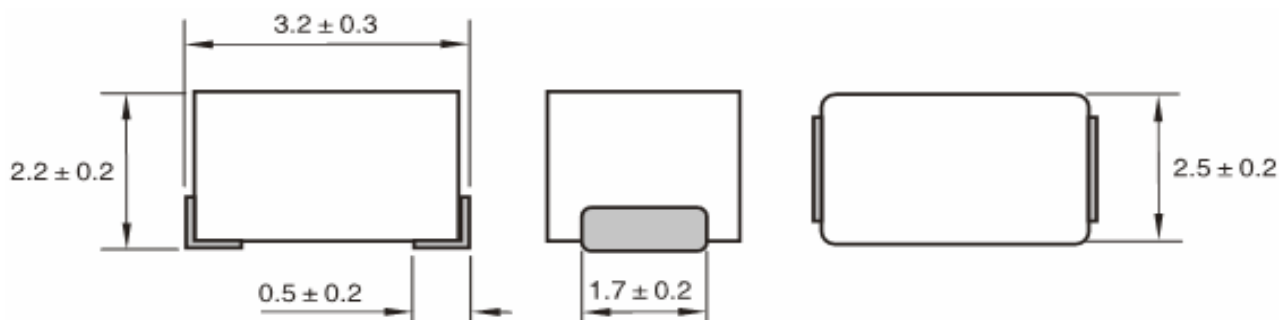
Customer:

|       |       |      |       |        |         |       |            |
|-------|-------|------|-------|--------|---------|-------|------------|
| DRW:  | Chang | CHKD | Young | MATL:  | Chu Chi | DATE  | 09.06.2009 |
| APPD: | Pong  |      |       | FINISH | Vienna  | Sheet | 1 from 2   |



## TECHNICAL INFORMATIONS

### Dimensions ( mm )



### Ordering Information

**Serie and Range**

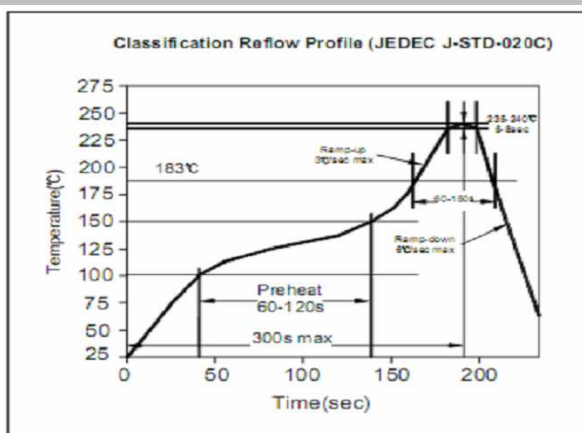
**S14002-1R8**

**Tolerance**      **ROHS**      **Packing**

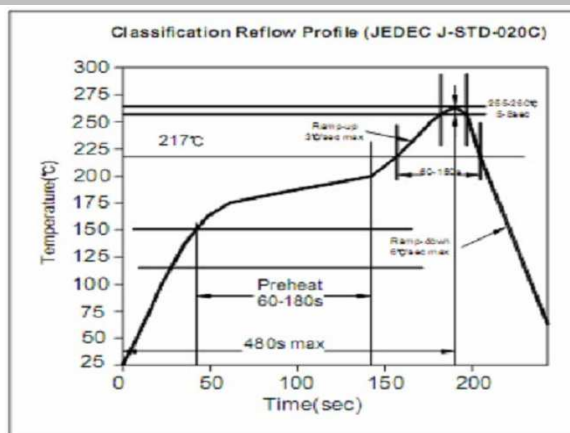
**K**      **R**      **TR**

|                |                     |                       |
|----------------|---------------------|-----------------------|
| <b>J = 5%</b>  | <b>R = ROHS</b>     | <b>BU = Bulk Ware</b> |
| <b>K = 10%</b> | <b>N = non ROHS</b> | <b>TR = Tape Reel</b> |
| <b>M = 20%</b> |                     |                       |
| <b>N = 30%</b> |                     |                       |

### Soldering Profile for Lead Free Soldering 235-240°C



### Soldering Profile for Lead Free Soldering 255-260°C



1. This electronic component is meant to be used in general electronic equipment. Before the incorporation of this component into any equipment with higher and more reliable requirements such as aviation, aerospace, submarine, nuclear control, transportation, transportation signal, disaster prevention, medical, public information network, etc. or if there is a possibility of injuries or damages to the human body, Edcon -Components must be informed before the stage of design-in. Evaluation checks for safety have to be performed on each electronic components used in electrical circuits that require high safety and reliability functions.

### SMT WOUND MOLDED CHIP INDUCTORS

Part No.: **S14002-1R8**

Customer:

|       |       |      |       |        |         |       |            |
|-------|-------|------|-------|--------|---------|-------|------------|
| DRW:  | Chang | CHKD | Young | MATL:  | Chu Chi | DATE  | 09.06.2009 |
| APPD: | Pong  |      |       | FINISH | Vienna  | Sheet | 2 from 2   |