



## DISCRIPTION

### FEATURES

Molded construction  
Heat Resistance Molded Resin  
Excellent Mechanical Strength  
Excellent Solderability  
High Reliability  
Low Profile

### OPTIONS

Tape & Reel is Standard ( Qty: 2000 Pcs )  
Bulk Packing Available for smaller quantities  
Tolerance: J = 5% and K=10% is Standard,  
tighter Tolerance available ( MOQ on request )

### APPLICATIONS

VCRs DC/DC Converts  
Video Cameras CTV, VCR HIC  
Communication System  
Automotive Systems  
LCD/PDP Televisions  
Hard Disk Drives  
Network Systems  
Computer Peripheral Equipment

### PHYSICAL CHARACTERISTICS

- Testing : ( Equivalents acceptable ) Q : .010  $\mu$ H to .10  $\mu$ H--HP4291A .12  $\mu$ H to 100  $\mu$ H--HP4285A  
SRF : .010  $\mu$ H to .10  $\mu$ H-- HP8720B .12  $\mu$ H to 100  $\mu$ H--HP4191A RDC : QuadTech 1880 m $\Omega$
- Inductance : .010  $\mu$ H to .10  $\mu$ H--HP4291A : .12  $\mu$ H to 100  $\mu$ H--HP4285A
- Solderability : 90% Terminal coverage Preheat 230°C  $\pm$  5°C for 5  $\pm$  5 seconds  
Flux : Methanol solution with 25% colophony
- IDC : The maximum DC value having L decrease within 10% and Temperature  
Increase only 20°C with the application of DC bias
- Operating Temperature : -40°C ~ +105°C
- Storage Temperature : -40°C ~ +105°C

### ELECTRICAL SPECIFICATIONS

Properties	Test conditions		Value	Unit	Tol.
Inductance		<b>L</b>	220	nH	see Site 2
Q factor		<b>Q</b>	30		min.
DC-resistance		<b>DCR typ.</b>	---	$\Omega$	typ.
DC-resistance		<b>DCR max.</b>	0,52	$\Omega$	max.
Self-Res. Freq.		<b>SRF</b>	450	Mhz	min.
Test-Freq.			25,2	Mhz	
Rated Current		<b>IDC</b>	430	mA	max.
Saturation Current		<b>Isat</b>	---	mA	typ.

1. This electronic component is meant to be used in general electronic equipment. Before the incorporation of this component into any equipment with higher and more reliable requirements such as aviation, aerospace, submarine, nuclear control, transportation, transportation signal, disaster prevention, medical, public information network, etc. or if there is a possibility of injuries or damages to the human body, Edcon -Components must be informed before the stage of design-in. Evaluation checks for safety have to be performed on each electronic components used in electrical circuits that require high safety and reliability functions.

### SMT WOUND MOLDED CHIP INDUCTORS

Part No.: **S14001-R22**

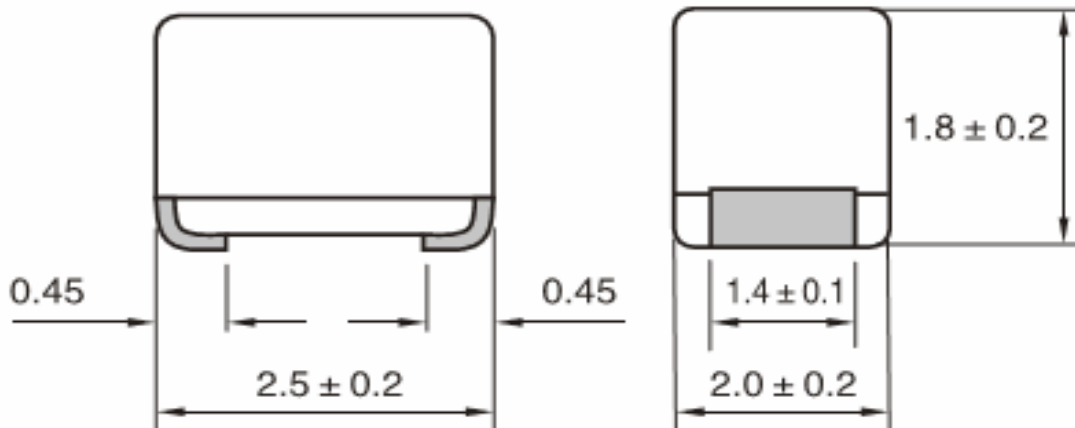
Customer:

DRW:	Chang	CHKD	Young	MATL:	Chu Chi	DATE	09.06.2009
APPD:	Pong			FINISH	Vienna	Sheet	1 from 2



## TECHNICAL INFORMATIONS

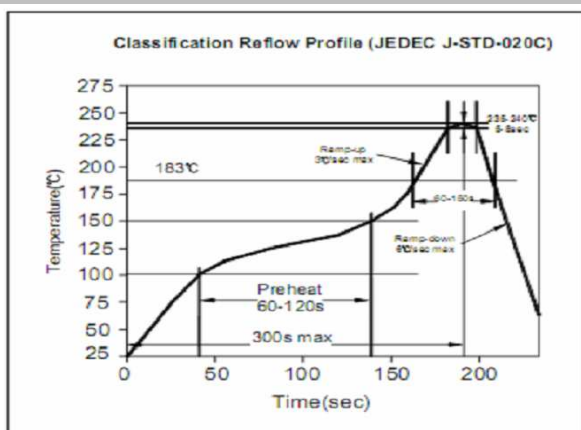
### Dimensions ( mm )



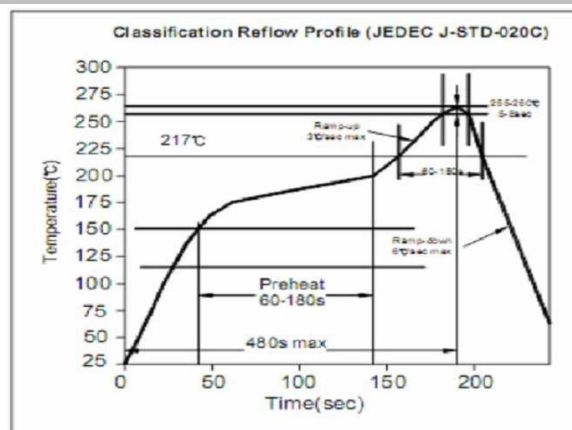
### Ordering Information

Serie and Range	Tolerance	ROHS	Packing
S14001-R22	K	R	TR
	J = 5%	R = ROHS	BU = Bulk Ware
	K = 10%	N = non ROHS	TR = Tape Reel
	M = 20%		
	N = 30%		

### Soldering Profile for Lead Free Soldering 235-240°C



### Soldering Profile for Lead Free Soldering 255-260°C



1. This electronic component is meant to be used in general electronic equipment. Before the incorporation of this component into any equipment with higher and more reliable requirements such as aviation, aerospace, submarine, nuclear control, transportation, transportation signal, disaster prevention, medical, public information network, etc. or if there is a possibility of injuries or damages to the human body, Edcon -Components must be informed before the stage of design-in. Evaluation checks for safety have to be performed on each electronic components used in electrical circuits that require high safety and reliability functions.

### SMT WOUND MOLDED CHIP INDUCTORS

Part No.: **S14001-R22**

Customer:

DRW:	Chang	CHKD	Young	MATL:	Chu Chi	DATE	09.06.2009
APPD:	Pong			FINISH	Vienna	Sheet	2 from 2