

DISCRIPTION

FEATURES

Molded construction
Heat Resistance Molded Resin
Excellent Mechanical Strength
Excellent Solderability
High Reliability
Low Profile

OPTIONS

Tape & Reel is Standard (Qty: 2000 Pcs)
Bulk Packing Available for smaller quantities
Tolerance: J = 5% and K=10% is Standard,
tighter Tolerance available (MOQ on request)

APPLICATIONS

VCRs DC/DC Converts
Video Cameras CTV, VCR HIC
Communication System
Automotive Systems
LCD/PDP Televisions
Hard Disk Drives
Network Systems
Computer Peripheral Equipment

PHYSICAL CHARACTERISTICS

- Testing : (Equivalents acceptable) Q : .010 μ H to .10 μ H--HP4291A .12 μ H to 100 μ H--HP4285A
SRF : .010 μ H to .10 μ H-- HP8720B .12 μ H to 100 μ H--HP4191A RDC : QuadTech 1880 m Ω
- Inductance : .010 μ H to .10 μ H--HP4291A : .12 μ H to 100 μ H--HP4285A
- Solderability : 90% Terminal coverage Preheat 230°C \pm 5°C for 5 \pm 5 seconds
Flux : Methanol solution with 25% colophony
- IDC : The maximum DC value having L decrease within 10% and Temperature
Increase only 20°C with the application of DC bias
- Operating Temperature : -40°C ~ +105°C
- Storage Temperature : -40°C ~ +105°C

ELECTRICAL SPECIFICATIONS

Properties	Test conditions		Value	Unit	Tol.
Inductance		L	27	nH	see Site 2
Q factor		Q	15		min.
DC-resistance		DCR typ.	---	Ω	typ.
DC-resistance		DCR max.	0,42	Ω	max.
Self-Res. Freq.		SRF	1400	Mhz	min.
Test-Freq.			100	Mhz	
Rated Current		IDC	410	mA	max.
Saturation Current		Isat	---	mA	typ.


1. This electronic component is meant to be used in general electronic equipment. Before the incorporation of this component into any equipment with higher and more reliable requirements such as aviation, aerospace, submarine, nuclear control, transportation, transportation signal, disaster prevention, medical, public information network, etc. or if there is a possibility of injuries or damages to the human body, Edcon -Components must be informed before the stage of design-in. Evaluation checks for safety have to be performed on each electronic components used in electrical circuits that require high safety and reliability functions.

SMT WOUND MOLDED CHIP INDUCTORS

Part No.: **S14001-27N**

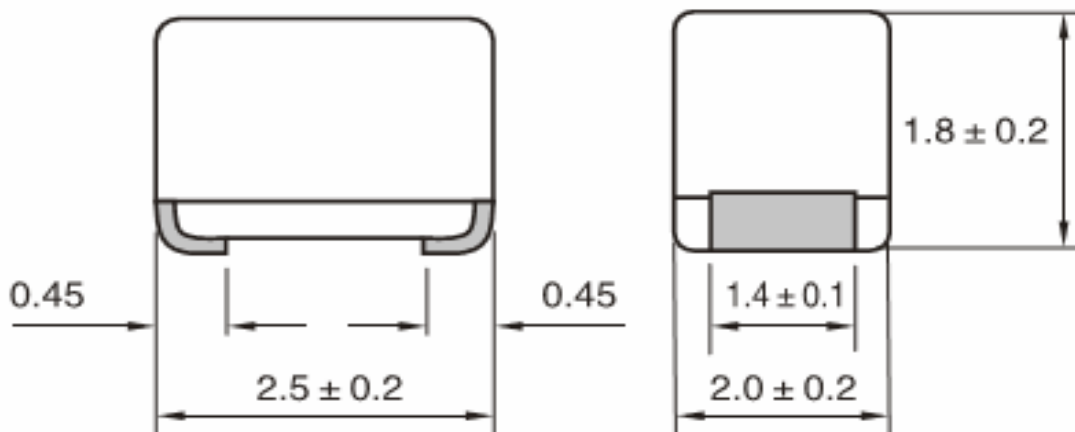
Customer:

DRW:	Chang	CHKD	Young	MATL:	Chu Chi	DATE	09.06.2009
APPD:	Pong			FINISH	Vienna	Sheet	1 from 2



TECHNICAL INFORMATIONS

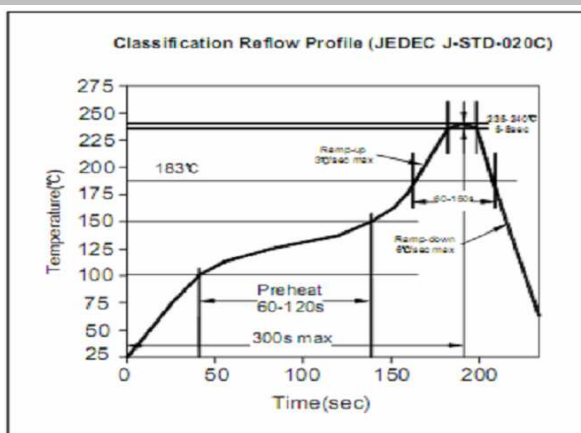
Dimensions (mm)



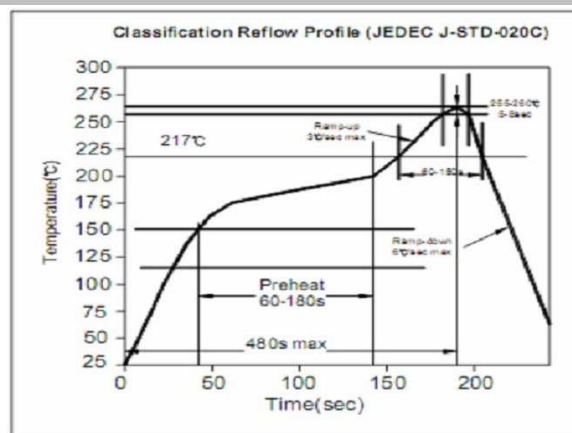
Ordering Information

Serie and Range	Tolerance	ROHS	Packing
S14001-27N	K	R	TR
	J = 5%	R = ROHS	BU = Bulk Ware
	K = 10%	N = non ROHS	TR = Tape Reel
	M = 20%		
	N = 30%		

Soldering Profile for Lead Free Soldering 235-240°C



Soldering Profile for Lead Free Soldering 255-260°C



1. This electronic component is meant to be used in general electronic equipment. Before the incorporation of this component into any equipment with higher and more reliable requirements such as aviation, aerospace, submarine, nuclear control, transportation, transportation signal, disaster prevention, medical, public information network, etc. or if there is a possibility of injuries or damages to the human body, Edcon -Components must be informed before the stage of design-in. Evaluation checks for safety have to be performed on each electronic components used in electrical circuits that require high safety and reliability functions.

SMT WOUND MOLDED CHIP INDUCTORS

Part No.: **S14001-27N**

Customer:

DRW:	Chang	CHKD	Young	MATL:	Chu Chi	DATE	09.06.2009
APPD:	Pong			FINISH	Vienna	Sheet	2 from 2