



DISCRPTION

FEATURES

Multilayer ceramic structure
 Closed magnetic circuit
 Avoids crosstalk
 Excellent solderability
 High reliability

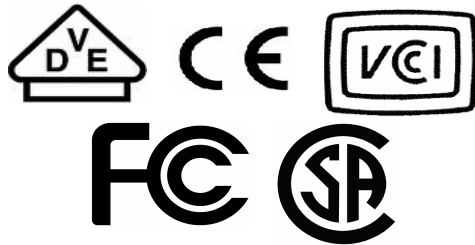
OPTIONS

Tape & Reel is Standard (Qty: 2.000 Pcs)
 Bulk Packing Available for smaller quantities
 Tolerance: K=10%, M=20% is Standard,
 tighter Tolerance available (MOQ on request)

APPLICATIONS

VCRs
 Mobile Radios
 Cordless Telephones
 Modems
 Global Position Systems
 Wirless Communications Equipment
 Network Systems
 Computer Products

APPROVAL



PHYSICAL CHARACTERISTICS

- Testing : (Equivalents acceptable) Inductance & Q-HP4195A + HP41951
 DCR : VOAC-7412 ; SRF : HP8753C
- Solderability : 90% of the terminal Electrode shall be covered
 Preheat : 260°C ± 5°C for 160 second
 Solder : H63AA Eutectic Solder ; Flux : Rusin, DIP for 5 seconds ± 1 second
- Thermal Shock : Inductance shall be within ± 5% of initial value when temperature is -40°C and 85°C for 30 min. for each 100 cycles
- Operating Temperature : -25°C ~ 85°C
- Storage Temperature : -40°C ~ 85°C

ELECTRICAL SPECIFICATIONS

Properties	Test conditions		Value	Unit	Tol.
Inductance		L	680	µH	see Site 2
Q factor		Q	30		min.
DC-resistance		DCR typ.	---	Ω	typ.
DC-resistance		DCR max.	0,80	Ω	max.
Self-Res. Freq.		SRF	105	Mhz	min.
Test-Freq.			25	Mhz	
Rated Current		IDC	150	mA	max.
Saturation Current		Isat	---	mA	typ.


1. This electronic component is meant to be used in general electronic equipment. Before the incorporation of this component into any equipment with higher and more reliable requirements such as aviation, aerospace, submarine, nuclear control, transportation, transportation signal, disaster prevention, medical, public information network, etc. or if there is a possibility of injuries or damages to the human body, Edcon -Components must be informed before the stage of design-in. Evaluation checks for safety have to be performed on each electronic components used in electrical circuits that require high safety and reliability functions.

SMT Multi-Layer Ceramic Chip Inductors

Part No.: **S11007-R68**

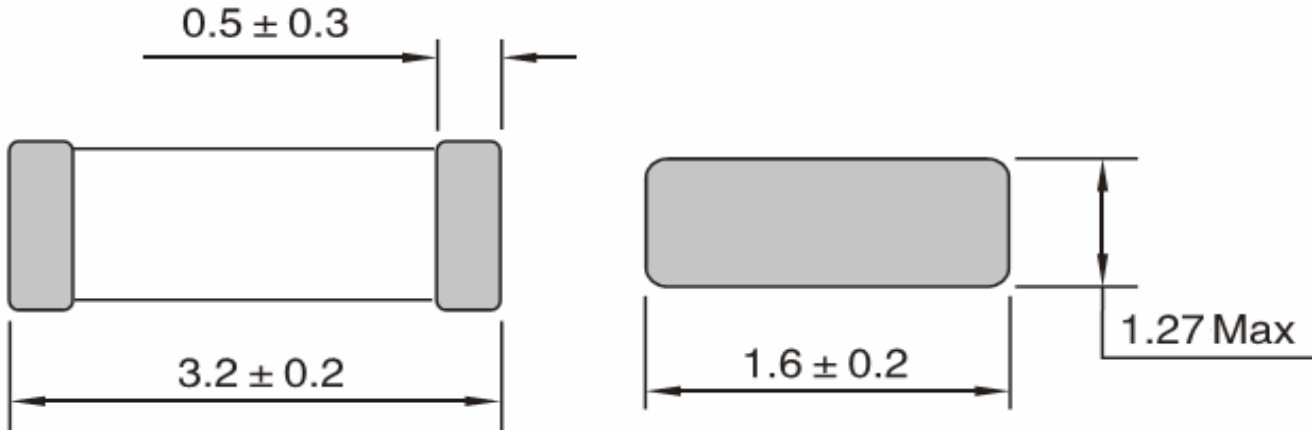
Customer:

DRW:	Chang	CHKD	Young	MATL:	Chu Chi	DATE	08.06.2009
APPD:	Pong			FINISH	Vienna	Sheet	1 from 2



TECHNICAL INFORMATIONS

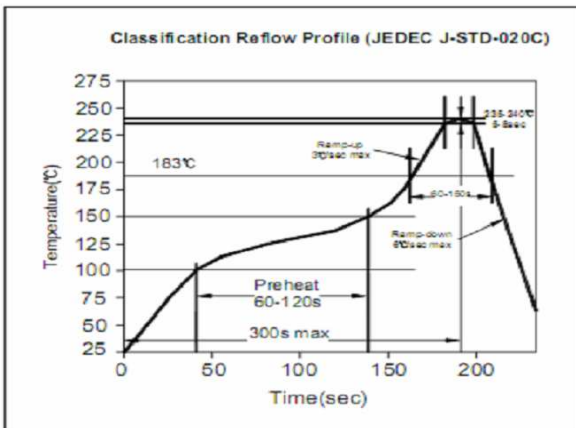
Dimensions (mm)



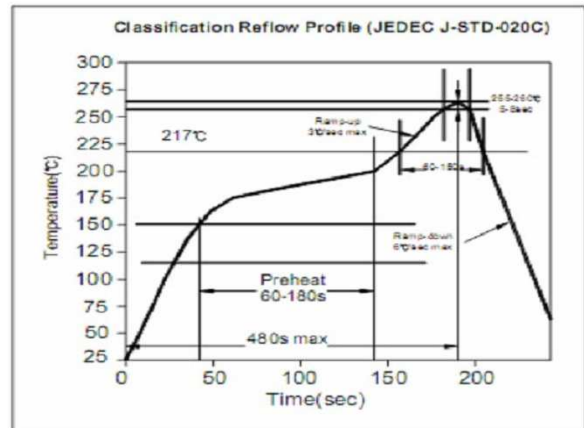
Ordering Information

Serie and Range	Tolerance	ROHS	Packing
S11007-R68	K	R	TR
	K = 10%	R = ROHS	BU = Bulk Ware
	M = 20%	N = non ROHS	TR = Tape Reel
	N = 30%		

**Soldering Profile for Lead Free Soldering
 235-240°C**



**Soldering Profile for Lead Free Soldering
 255-260°C**



1. This electronic component is meant to be used in general electronic equipment. Before the incorporation of this component into any equipment with higher and more reliable requirements such as aviation, aerospace, submarine, nuclear control, transportation, transportation signal, disaster prevention, medical, public information network, etc. or if there is a possibility of injuries or damages to the human body, Edcon-Components must be informed before the stage of design-in. Evaluation checks for safety have to be performed on each electronic components used in electrical circuits that require high safety and reliability functions.

**SMT Multi-Layer
 Ceramic Chip Inductors**

Part No.: **S11007-R68**

Customer:

DRW:	Chang	CHKD	Young	MATL:	Chu Chi	DATE	08.06.2009
APPD:	Pong			FINISH	Vienna	Sheet	2 from 2