

## DISCRIPTION

### FEATURES

Multilayer ceramic structure  
 Closed magnetic circuit  
 Avoids crosstalk  
 Excellent solderability  
 High reliability

### OPTIONS

Tape & Reel is Standard ( Qty: 4.000 Pcs )  
 Bulk Packing Available for smaller quantities  
 Tolerance: K=10%, M=20% is Standard  
 Tighter Tolerance available ( MOQ on request )

### APPLICATIONS

VCRs  
 Mobile Radios  
 Cordless Telephones  
 Modems  
 Global Position Systems  
 Wireless Communications Equipment  
 Network Systems  
 Computer Products

### APPROVAL



## PHYSICAL CHARACTERISTICS

- Testing : ( Equivalents acceptable ) Inductance & Q-HP4195A + HP41951  
 DCR : VOAC-7412 ; SRF : HP8753C
- Solderability : 90% of the terminal Electrode shall be covered  
 Preheat : 260°C ± 5°C for 160 second  
 Solder : H63AA Eutectic Solder Flux Rosin, Dip for 5 sec. ± 1 sec.
- Thermal Shock : Inductance shall be Within ± 5% of initial value  
 and Q shall be within ± 30% of initial value When temperature  
 is -40°C and 85°C for 30 Min. for each 100 cycles
- Operating Temperature : -25°C ~ 85°C
- Storage Temperature : -40°C ~ 85°C

## ELECTRICAL SPECIFICATIONS

Properties	Test conditions		Value	Unit	Tol.
Inductance		<b>L</b>	1,8	nH	see Site 2
Q factor		<b>Q</b>	10		min.
DC-resistance		<b>DCR typ.</b>	---	Ω	typ.
DC-resistance		<b>DCR max.</b>	0,10	Ω	max.
Self-Res. Freq.		<b>SRF</b>	4000	Mhz	min.
Test-Freq.			100	Mhz	
Rated Current		<b>IDC</b>	300	mA	max.
Saturation Current		<b>Isat</b>	---	mA	typ.


1. This electronic component is meant to be used in general electronic equipment. Before the incorporation of this component into any equipment with higher and more reliable requirements such as aviation, aerospace, submarine, nuclear control, transportation, transportation signal, disaster prevention, medical, public information network, etc. or if there is a possibility of injuries or damages to the human body, Edcon -Components must be informed before the stage of design-in. Evaluation checks for safety have to be performed on each electronic components used in electrical circuits that require high safety and reliability functions.

### SMT Multi-Layer Ceramic Chip Inductors

Part No.: **S11003-1N8**

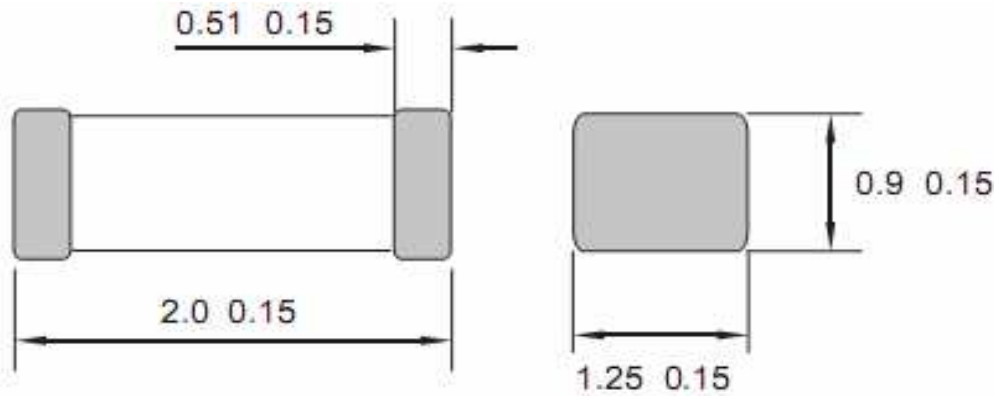
Customer:

DRW:	Chang	CHKD	Young	MATL:	Chu Chi	DATE	08.06.2009
APPD:	Pong			FINISH	Vienna	Sheet	1 from 2



**TECHNICAL INFORMATIONS**

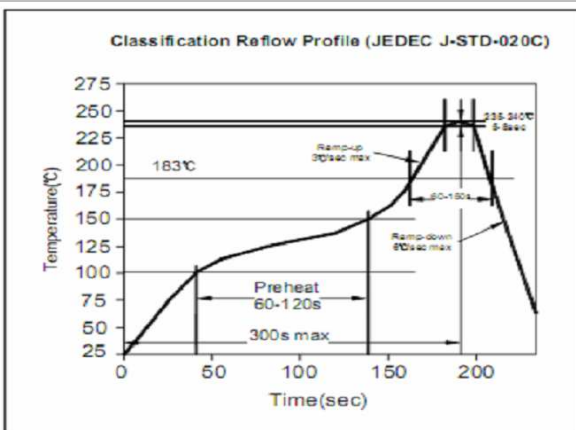
**Dimensions ( mm )**



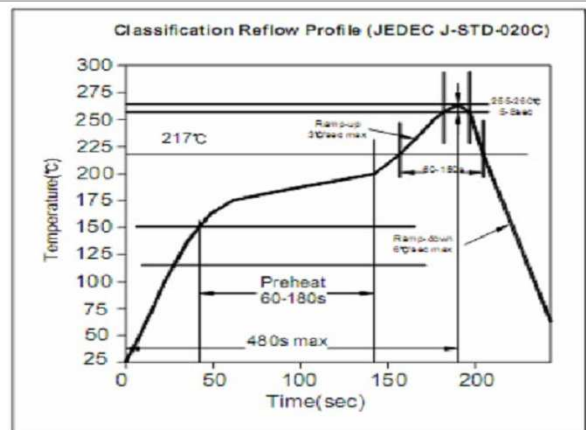
**Ordering Information**

Serie and Range	Tolerance	ROHS	Packing
S11003-1N8	K	R	TR
	K = 10%	R = ROHS	BU = Bulk Ware
	M = 20%	N = non ROHS	TR = Tape Reel
	N = 30%		

**Soldering Profile for Lead Free Soldering  
 235-240°C**



**Soldering Profile for Lead Free Soldering  
 255-260°C**



1. This electronic component is meant to be used in general electronic equipment. Before the incorporation of this component into any equipment with higher and more reliable requirements such as aviation, aerospace, submarine, nuclear control, transportation, transportation signal, disaster prevention, medical, public information network, etc. or if there is a possibility of injuries or damages to the human body, Edcon-Components must be informed before the stage of design-in. Evaluation checks for safety have to be performed on each electronic components used in electrical circuits that require high safety and reliability functions.

**SMT Multi-Layer  
 Ceramic Chip Inductors**

Part No.: **S11003-1N8**

Customer:

DRW:	Chang	CHKD	Young	MATL:	Chu Chi	DATE	08.06.2009
APPD:	Pong			FINISH	Vienna	Sheet	2 from 2