

DATA SHEET

THT BCD ROTARY Switch

Serie: Q27024

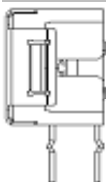
THT BCD ROTARY Switch

Serie No.: **Q27024**

Customer:

DRW:	Jason	CHKD	Wilson	MATL:	Wilson	TOLERANCE	Mason	DATE	22.09.2012
APPD:	Schumi			FINISH	Jamy		Sheet No.	1 from 6	

EDCON-COMPONENTS



Specifications

Material

Housing/Knob:	Thermoplastic
O-Ring:	Silicone Rubber
Terminal:	Precisious metal on phosphor bronze

Mechanical:

Switching Positions	8, 10,16 positions
Operating force:	510gr-cm max.
Life:	10.000detens

Electrical:

Max. Load Rating:	
Max. Switching:	100mA, 5VDC
Min. Switching:	10µA, 5VDC
Contact Resistance:	200mΩ max.
Insulation Resistance:	1000M Ω at 100VDC
Dielectric Strength:	250VAC for 1 minute

Environmental:

Operating Temperature:	. -25°C to +70°C
Soldering Temperature:	max. 250 ± 5°C for 5 seconds

Features

- Pin-Out compatible with the most equivalents items
- Low Profile 3mm Height
- Gold Plated contacts
- Molded-In terminals
- Snap-In mounting on PCB

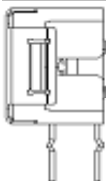
THT BCD ROTARY Switch

Part No.: **Q27024**

Customer:

DRW:	Jason	CHKD	Wilson	MATL:	Wilson	TOLERANCE	Mason	DATE	22.09.2012
APPD:	Schumi			FINISH	Jamy		Sheet No.	2 from 6	

EDCON-COMPONENTS



Switch Code

BCD Order Code = 08S					
Position	BCD 8 Position				
	Common c contacted				
	1	2	4	8	C
0					
1					
2					
3					
4					
5					
6					
7					

BCD Order Code = 16S					
Position	BCD 16 Position				
	Common c contacted				
	1	2	4	8	C
0					
1					
2					
3					
4					
5					
6					
7					
8					
9					
A					
B					
C					
D					
E					
F					

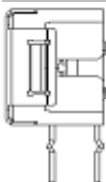
BCD Order Code = 10C					
Position	BCD Complement 10Pos.				
	Common c contacted				
	1	2	4	8	C
0					
1					
2					
3					
4					
5					
6					
7					
8					
9					

BCD Order Code = 10S					
Position	BCD 10 Position				
	Common c contacted				
	1	2	4	8	C
0					
1					
2					
3					
4					
5					
6					
7					
8					
9					

THT BCD ROTARY Switch	
Part No.:	Q27024
Customer:	

DRW:	Jason	CHKD	Wilson	MATL:	Wilson	TOLERANCE	Mason	DATE	22.09.2012
APPD:	Schumi			FINISH	Jamy		Sheet No.		2 from 6

EDCON-COMPONENTS

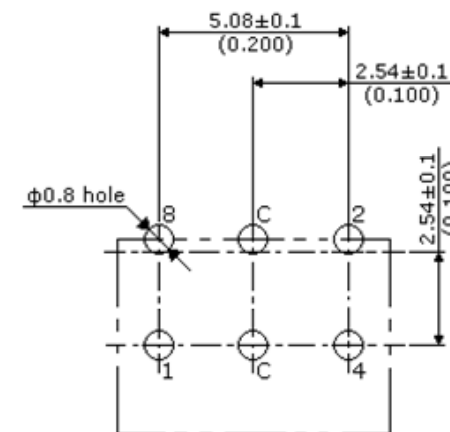
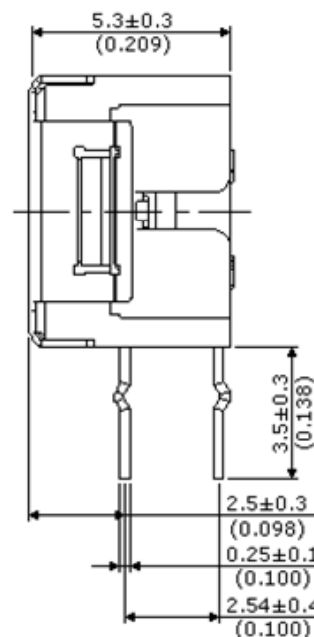
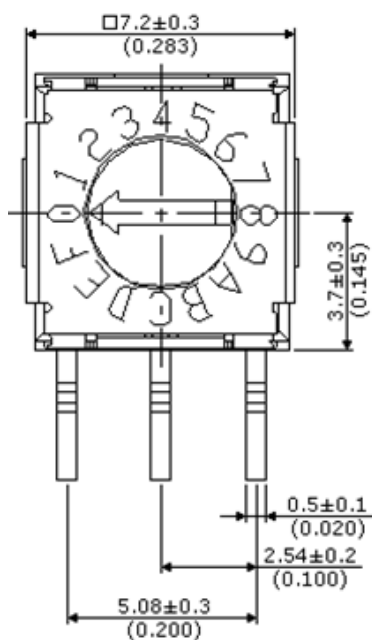


Switch Code

Technical Dimensions (mm)

PCB Layout (mm)

BCD Order Code = 16C					
Position	BCD Complement 16 Position				
	Common c contacted				
	1	2	4	8	C
0					
1					
2					
3					
4					
5					
6					
7					
8					
9					
A					
B					
C					
D					
E					
F					



Terminal Order Code 3 = (3+3)

THT BCD ROTARY Switch

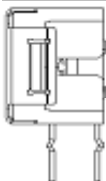
Part No.: **Q27024**

DRW:	Jason	CHKD	Wilson	MATL:	Wilson	TOLERANCE	Mason	DATE	22.09.2012
APPD:	Schumi			FINISH	Jamy		Sheet No.	4 from 6	Customer:

www.edcon-components.com

email: info@edcon-components.com

EDCON-COMPONENTS



Ordering Informations

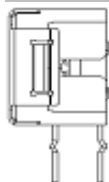
Serie	BCD Order Code	Rotor Style	Terminal Style	ROHS	Packing Code					
-------	----------------	-------------	----------------	------	--------------	--	--	--	--	--

Q27024	10S	00	3	R	TU					
---------------	------------	-----------	----------	----------	-----------	--	--	--	--	--

10S= Type 10S	Kn= Flat Knob Type	3= (3+3) Legs	R= ROHS Conform	TU= Tube Packing
08S= Type 08S			N= NON ROHS Conform	TY= Tray Packing
16S= Type 16S				BU= Bulk Ware
10C= Type 10C				
16C= Type 16C				

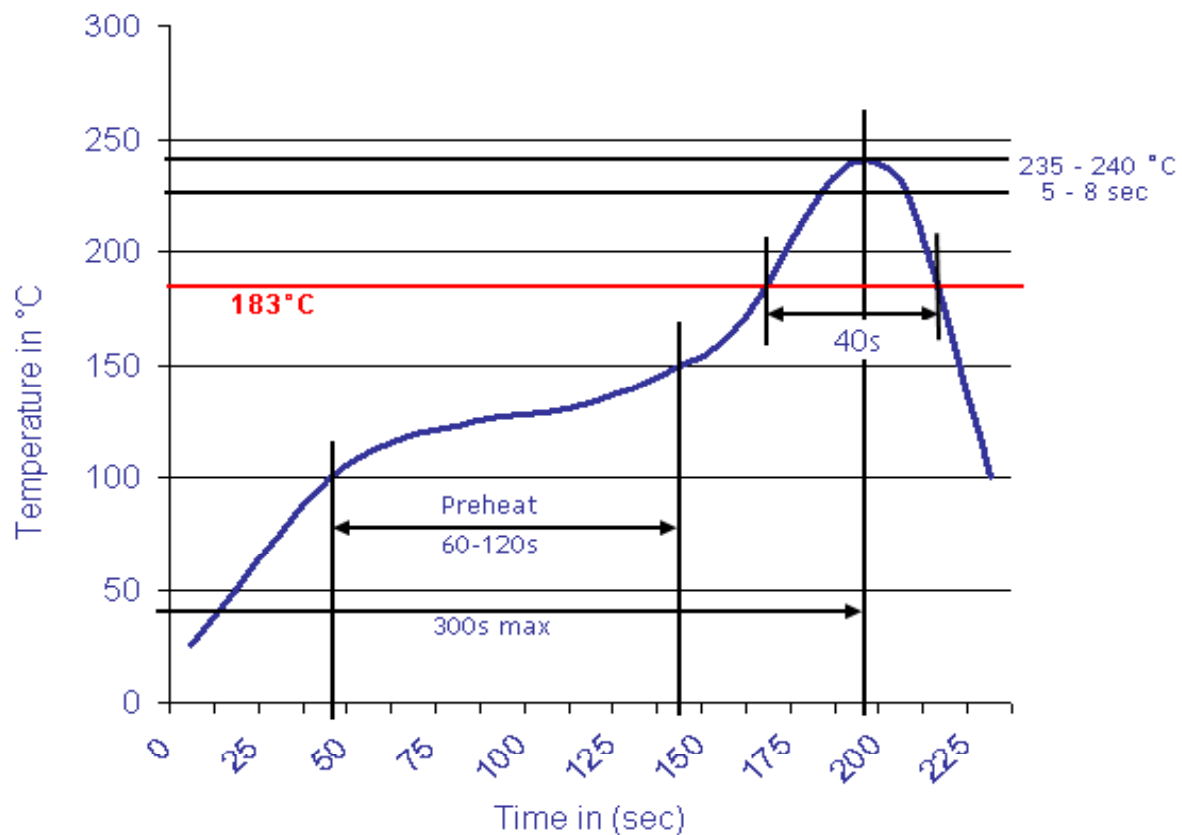
THT BCD ROTARY Switch
Part No.: Q27024
Customer:

DRW:	Jason	CHKD	Wilson	MATL:	Wilson	TOLERANCE	Mason	DATE	22.09.2012
APPD:	Schumi			FINISH	Jamy		Sheet No.		5 from 6



Soldering Profile Curve

Classification Reflow Profile (JEDEC J-STD-020C)



THT BCD ROTARY Switch

Part No.: **Q27024**

Customer:

DRW:	Jason	CHKD	Wilson	MATL:	Wilson	TOLERANCE	Mason	DATE	22.09.2012
APPD:	Schumi			FINISH	Jamy		Sheet No.	6 from 6	