


# EDCON-COMPONENTS



**Q26009**

## Informations

Terminal plating by gold gives excellent results when soldering  
 Low contact resistance, and self-clean on contact area.  
 Double contact offer high reliability.  
 All materials are UL94V-0 grade fire retardent plastics.  
 Two Styles LEG S= SOP Terminal and J= SOJ Terminal

## Technical Specifications:

### ELECTRICAL:

Electrical life: 3000 operations per cycle switch  
 Operating force: 1000gf max.  
 Stroke: 2,0mm  
 Operating Temperature: -25°C to + 70°C  
 Storage Temperature: -40°C to +85°C  
 Vibration Test: MIL-STD-202F Method 213B  
 Frequency: 10-55Hz/1 min.  
 Directions: X,Y,Z three mutually perpendicular directions  
 Time: 2hours each direction  
 High reliability

### SOLDERING AND CLEANING PROCESS

For best results, please follow these recommendations:  
 Keep all switch contacts in their "OFF" positions for all operations.

#### WAVE SOLDERING:

Recommended solder temperature at (250°C)  
 max. 10 seconds.

#### HAND SOLDERING:

Use a soldering iron of 30watts, controlled at 608F (320°C)  
 approximately 2 seconds while applying solder.

#### CLEANING PROCESS:

Flux clean using force rinse, high agitation or triple bath cleaning method. Freon TF or TE give excellent results.  
 When capor methods are used, do not subject the switch to solvent at temperature above 125 F (51°C).

## Material Specifications

Item	Description	Materials	Treatment
1	Base	PPS, UL94V0	Black
2	Cover	PPS, UL94V0	Black
3	Actuator	Nylon UL94-V0	White
4	Moveable	Copper Alloy	Gold/Tin
5	Terminal Cont.	Brass	Gold/Tin
6	Terminal	Brass	Gold/Tin

## Dimension Table


Pos.	A	Tube Quantity (PCS)
1		
2	6,08	1000
3	8,72	1000
4	11,90	1000
5	14,44	1000
6	16,98	1000
7	19,52	1000
8	22,06	1000
9	24,60	1000
10	27,14	1000
11		
12	32,22	1000

SMT DIP-SWITCH	
Part No.:	<b>Q26009</b>
Customer:	

DRW:	Jason	CHKD	Wilson	MATL:	Wilson	DATE	03.05.2009
APPD:	Jason			FINISH	Jamy	Sheet	1 from 3

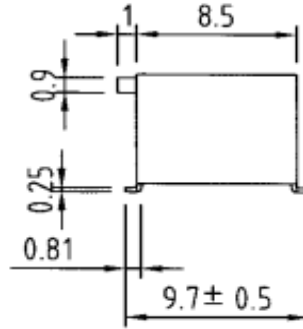
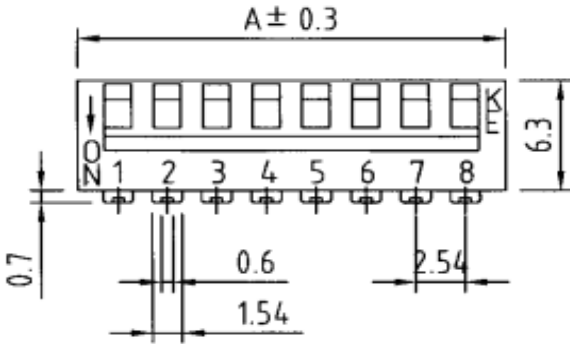
Copyright by EDCON-COMPONENTS H.Schmitt 11.6.2009

# EDCON-COMPONENTS

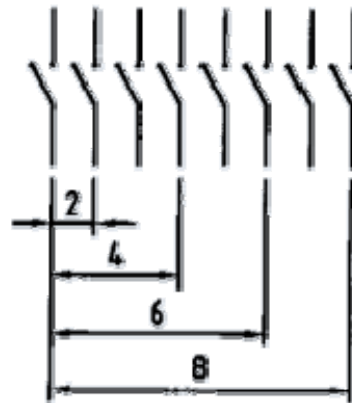
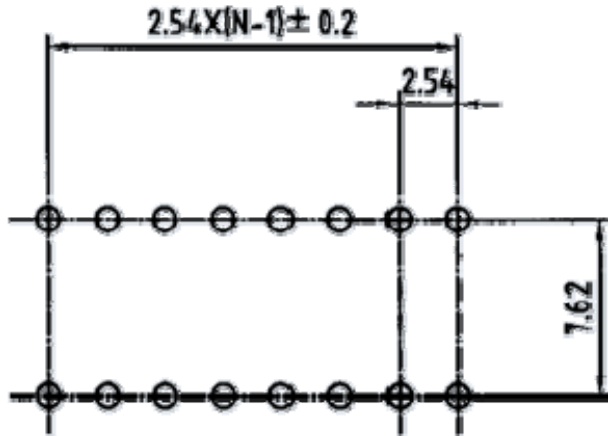


## Technical Specification

## Technical Drawing:



## P.C.B. Layout & Circuitry (mm)




SMT DIP-SWITCH	
Part No.:	<b>Q26009</b>
Customer:	

DRW:	Jason	CHKD	Wilson	MATL:	Wilson	DATE	03.05.2009
APPD:	Jason			FINISH	Jamy	Sheet	2 from 3

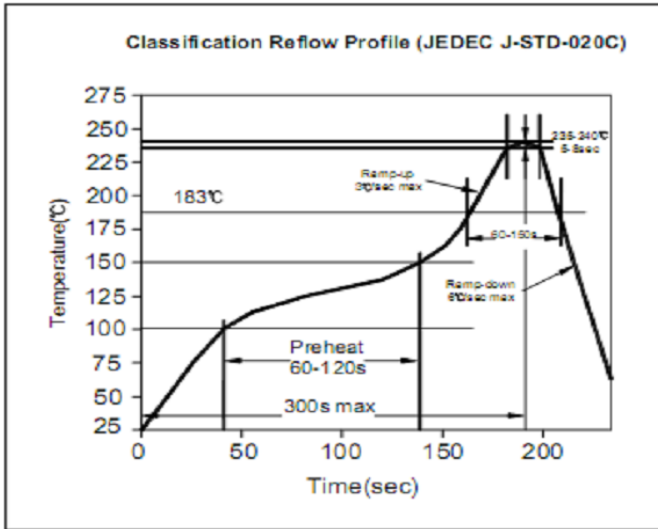
Copyright by EDCON-COMPONENTS H.Schmitt 11.6.2009

# EDCON-COMPONENTS

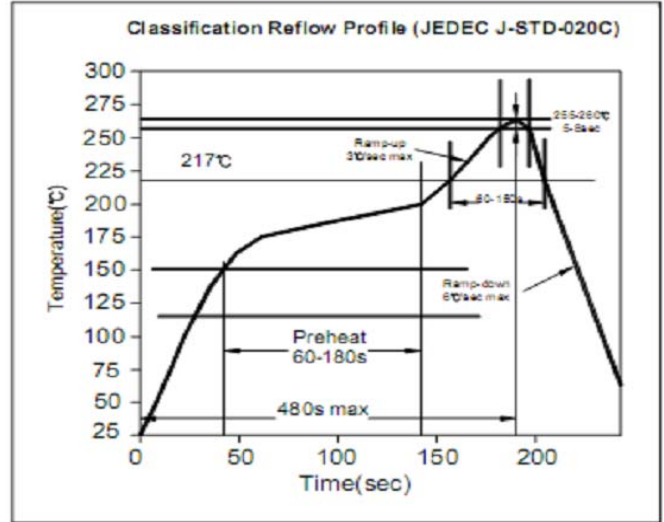


## Solder Profile

### Lead Solder



### Lead free Solder



## Ordering Informations:

Item-No.	Circuit	Actuator	Body Color	Function	ROHS	Packing
<b>Q26009</b>	<b>2</b>	<b>L</b>	<b>BK</b>	<b>S</b>	<b>R</b>	<b>TR</b>

2~12	L= Long Actuator	BK= Black	S= SOP Terminal	R= ROHS N= Non ROHS	TU= Tube (Standard) TR= Tape / Reel

SMT DIP-SWITCH	
Part No.:	<b>Q26009</b>
Customer:	

DRW:	Jason	CHKD	Wilson	MATL:	Wilson	DATE	03.05.2009
APPD:	Jason			FINISH	Jamy	Sheet	3 from 3

Copyright by EDCON-COMPONENTS H.Schmitt 11.6.2009