

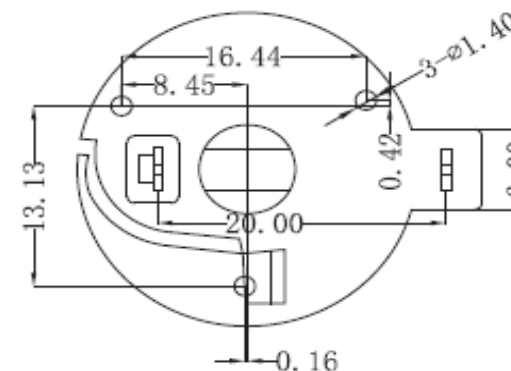
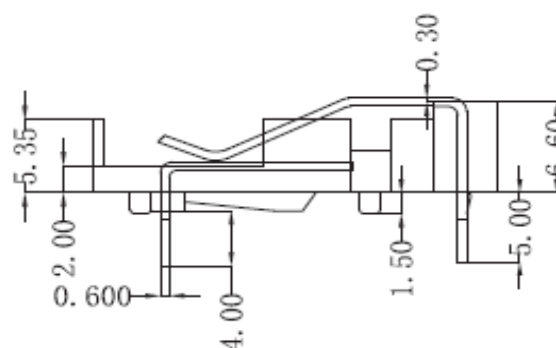
EDCON-COMPONENTS



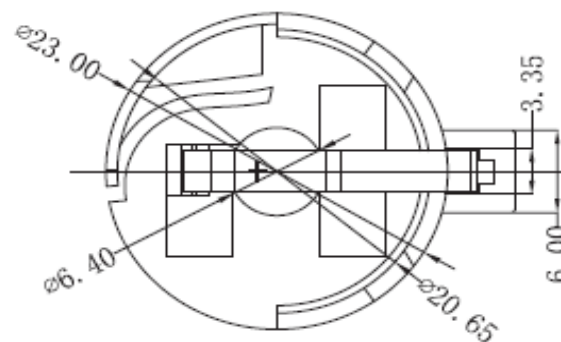
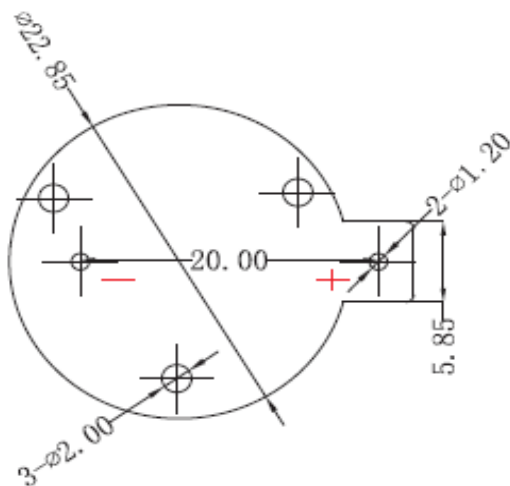
Technical Description

Coin Cell Holder for Batterie Size Type 2032, 2025, 2016
 Horizontal through Hole Mount
 Electrical Characteristics:
 Constant Current Rating: 3A
 Dielectric Withstanding Voltage: AC500V/60sec. R.m.s. minimum
 Insulator Resistance: 1000 Megaohms minimum at 500VDC
 Contact Resistance: 12Milliohms maximum.
 Material:
 Contacts Material: Steel
 Insulator: PBT with glass fiber (UL94V-0 rated).
 Terminal Finish: Nickel Plated
 Operating Temperature: -25°C ~ + 85°C

Drawing



PCB Layout (mm)



Battery Holder for Coin Cell

Part No.: **B23007**

Customer:
 email: info@edcon-components.com

DRW:	Jason	CHKD	Wilson	MATL:	Wilson	TOLERANCE	Mason	DATE	01.11.2018
APPD:	Schumi			FINISH	Jamy		Sheet No.	1 from 3	

EDCON-COMPONENTS



Ordering Informations

Serie	Contact Material	ROHS	Packing							
-------	------------------	------	---------	--	--	--	--	--	--	--

B23007	-	NI	R	TY						
---------------	---	-----------	----------	-----------	--	--	--	--	--	--

NI = Nickel	R = ROHS Conform	TY = Tray Packing
		BU = Bulk Ware

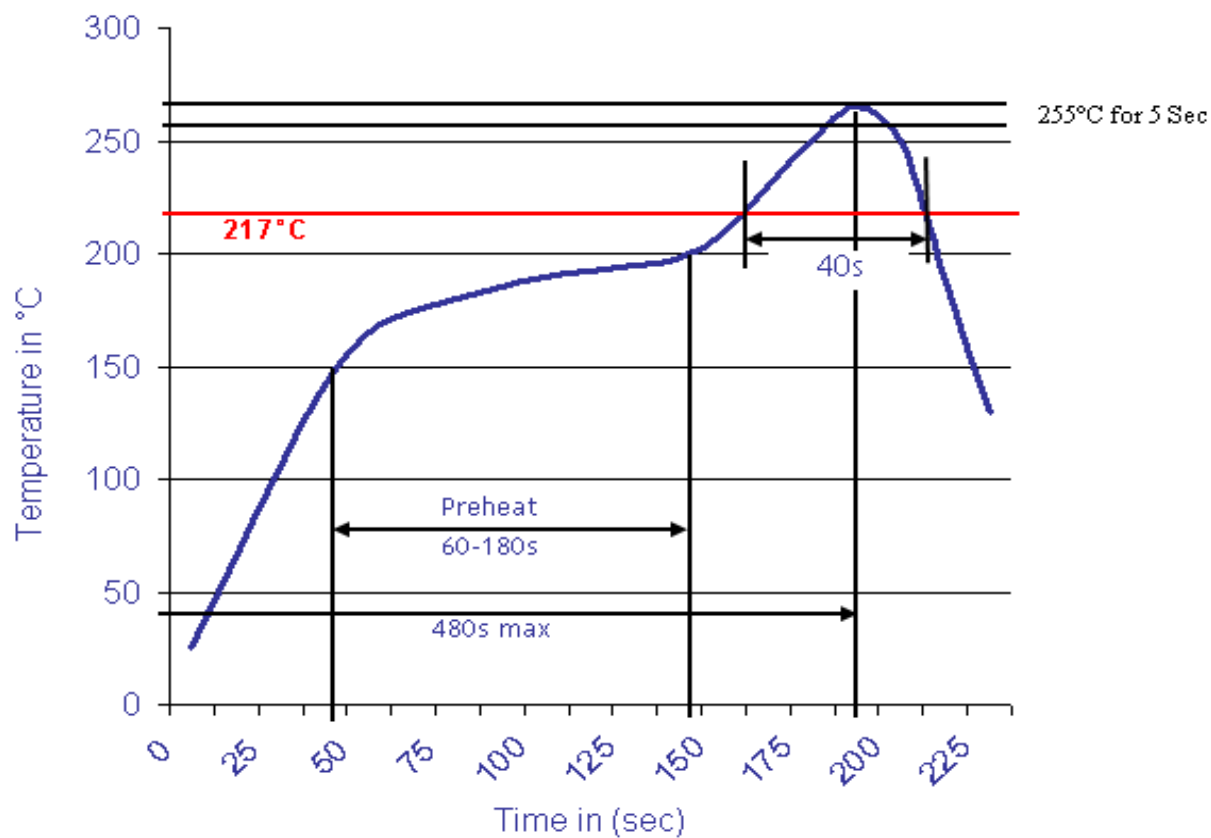
Battery Holder for Coin Cell
Part No.: B23007
Customer:

DRW:	Jason	CHKD	Wilson	MATL:	Wilson	TOLERANCE	Mason	DATE	01.11.2018
APPD:	Schumi			FINISH	Jamy		Sheet No.	2 from 3	



Soldering Profile Curve

Classification Reflow Profile (JEDEC J-STD-020C)



Battery Holder for Coin Cell	
Part No.:	B23007
Customer:	

DRW:	Jason	CHKD	Wilson	MATL:	Wilson	TOLERANCE	Mason	DATE	01.11.2018
APPD:	Schumi			FINISH	Jamy		Sheet No.	3 from 3	