


# EDCON-COMPONENTS



## Specifications

Rated Voltage:	12VDC
Operating Voltage:	8~15VDC
Rated Current:	30mA at 12VDC
Typical Sound Output:	85B min at 12VDC 10cm
Operating Frequency:	2700Hz +/-300Hz
Operating Temperature:	. -30°C to +85°C
Storage Temperature:	. -40°C to +90°C
Termination:	2 soldering pads, Sn plated over Brass
Case Materials:	Plastic PPS
Diaphragm	Ni Alloy Disc N50
Weight	1,0gr.
Life Test	At 3Vp-p in room temperature continuously for 1000hours
High Temperature: Tol.2°C	No function at +90°C for 240hours; function at 85°C for 240hours
Low Temperature: Tol. 2°C	No function at -40°C for 240hours; function at 30°C for 240hours
Humidity:	. +40°C +/-2°C, 95% +/-5% RH, 240hours . -30°C +/-2°C, 0,5hours . +25°C +/-2°C, 0,25hours; . +85°C +/-2°C, 0,5hours
Thermal Shock:	Go up or Drop time is 0,5hr. 3hrs per cycle total is 5 cycles
Vibration:	1,5mm with 10 to 50Hz of vibration frequency to each of 3 perpendicular directions of 2 hours
Shock:	980m/s <sup>2</sup> (100g) shock for each mutually perpendicular directions, half sine wave, 3 times each
Drop Test:	Dropped naturally from 750mm height onto the surface of 10mm wooden board. 2 directions upper and side of the parts are appl.
Soldering Heat Resistance:	Samples put through reflowing soldering over 2 times
Solderability:	Samples put on the PCB with solder paste through reflowing soldering over 1 times for a period of one (1) year from date of manufacture under normal operations.

## Features

Reliable Solid State Piezoelectric Technology  
Corrosion Resistance Diaphragm  
Flame Retardant Plastic  
Tape and Reel Packaging for auto mounting

## Applications

Automatic Control Equipment  
Communication Equipment  
Electronic Instruments

## Warranty

All specifications must be satisfied after the test ( Recovery: 2 to 4 hrs of recovery under the standard condition after the removal from test chamber). 90% min soldering pads shall be with solder ( except the edge of pad).

**SMD Electro Magnetic  
Buzzer**

Part No.: **Y15003**


Customer:

DRW:	Jason	CHKD	Wilson	MATL:	Wilson	TOLERANCE	Mason	DATE	10.06.2010
APPD:	Schumi			FINISH	Jamy		Sheet No.		1 from 4

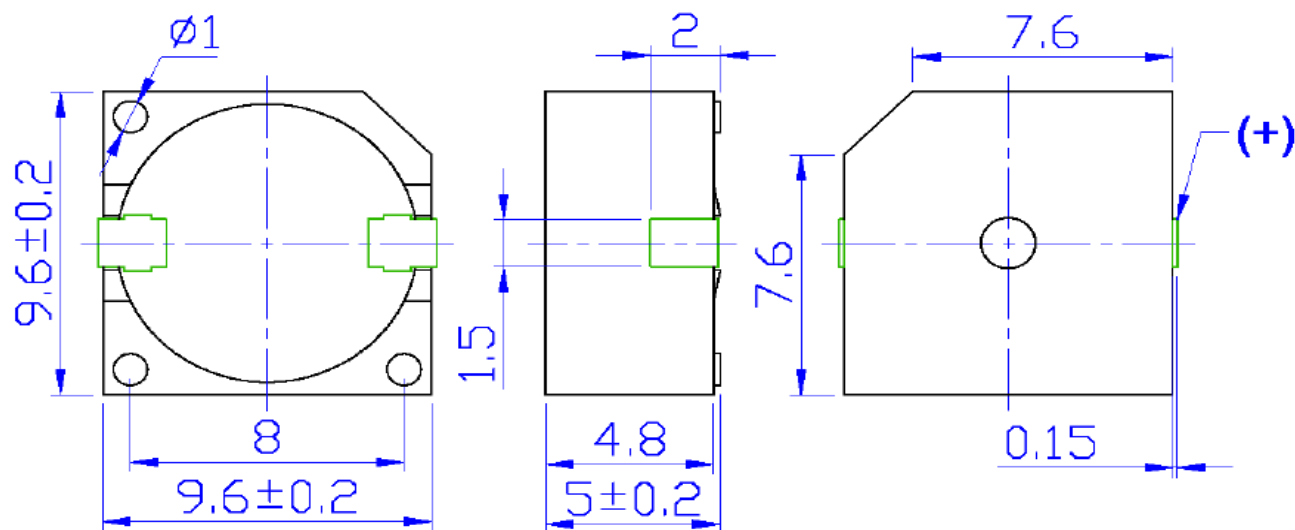
[www.edcon-components.com](http://www.edcon-components.com)

email: [info@edcon-components.com](mailto:info@edcon-components.com)

# EDCON-COMPONENTS



## Dimensions (mm)



## Characteristics




**SMD Electro Magnetic Buzzer**

Part No.: **Y15003**

DRW:	Jason	CHKD	Wilson	MATL:	Wilson	TOLERANCE	Mason	DATE	10.06.2010
APPD:	Schumi			FINISH	Jamy		Sheet No.		2 from 4

Customer:

# EDCON-COMPONENTS



## Ordering Informations

Serie	Model-No.	ROHS	Package						
Y15003	10A122.7F	R	TR						

<b>R</b> = ROHS Conform	<b>TR</b> = Tape Reel
<b>N</b> = NON ROHS Conform	<b>TU</b> = Tube Packing
	<b>TY</b> = Tray Packing


**SMD Electro Magnetic Buzzer**

Part No.: **Y15003**

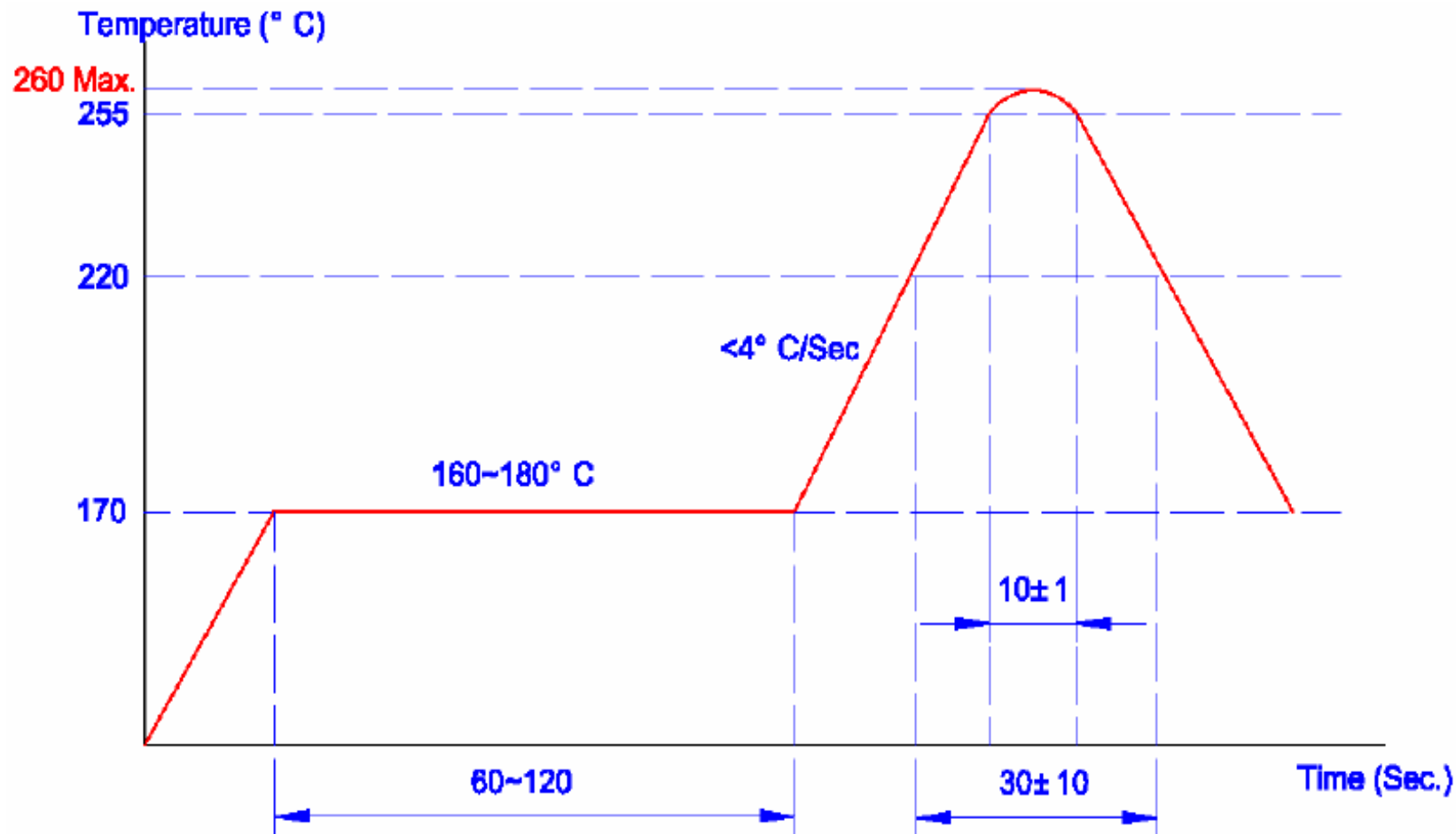
DRW:	Jason	CHKD	Wilson	MATL:	Wilson	TOLERANCE	Mason	DATE	10.06.2010
APPD:	Schumi			FINISH	Jamy		Sheet No.		3 from 4

Customer:

# EDCON-COMPONENTS



## Soldering Profile Curve



<b>SMD Electro Magnetic Buzzer</b>	
Part No.:	<b>Y15003</b>
Customer:	

DRW:	Jason	CHKD	Wilson	MATL:	Wilson	TOLERANCE	Mason	DATE	10.06.2010
APPD:	Schumi			FINISH	Jamy		Sheet No.	4 from 4	