



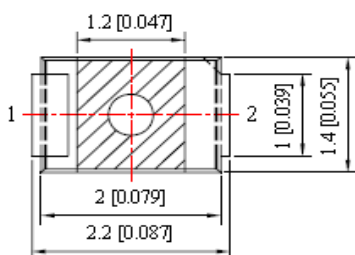
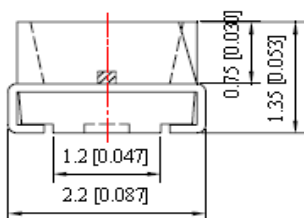
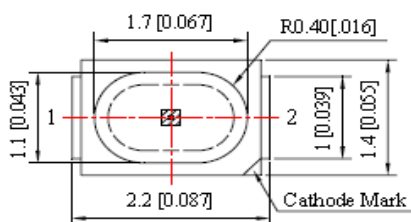
Applications

- Reading lights (car, bus, aircraft)
- LCD Backlights / light Guides
- Fiberoptic alternative / Decorative / Entertainment
- Indoor / Outdoor commercial and Residential Architectural
- Mini-a ccent / Up lighters / Down Lighters / Orientation
- Cove / Under shell / Task
- Bollards / Security / Garden Applications
- Portable Flashlight / Bicycle
- Edge lit signs / Stop tail turn, SHMSL Mirror-Side Repeat
- Traffic signaling / Beacons / Railcrossing and Wayside

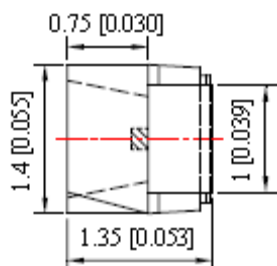
Features

- Long operating life
- highest flux
- Lambertian radition pattern
- More energy efficient than incandescent and most halogen lamps
- Available in White
- Low Voltage DC operated
- Cool beam, safe to the touch
- Instant light (less than 100ns)
- Fully dimmable
- NO UV

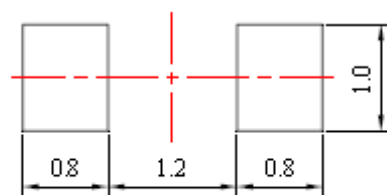
Technical Drawing



Polarity



Recommended Soldering Pattern



Unit: mm
Tolerance: ±0.10mm

Notes :

All dimensions in mm tolerance is ± 0.1mm unless otherwise noted.

| | |
|---|-----------------|
| Mini PLCC2 SMD LED 2,0x1,4 White | |
| Part No.: | M11F4006 |
| Customer: | |

| | | | | | | | |
|-------|------|------|-------|--------|------|-------|------------|
| DRW: | Dong | CHKD | Chang | MATL: | Chui | DATE | 25.02.2011 |
| APPD: | Ping | | | FINISH | Hui | Sheet | 1 from 9 |

Copyright by EDCON-COMPONENTS



Typical Optical / Electrical Characteristics @ Ta=25°C

| Item | symbol | Condition | Min | Typ | Max. | Unit |
|--------------------------|-------------------|-----------|-----|-----------------|------|------|
| Forward Voltage | VF | IF=20mA | | 3,40 | 3,80 | V |
| Reverse Current | IR | VR=5V | | | 10 | µA |
| Viewing Angle | 2Ø _{1/2} | IF=20mA | | 120 | | deg |
| Luminous Intensity | ØV | IF=20mA | 100 | 200 | 250 | mcd |
| Peak Emission Wavelength | | | | | | nm |
| Dominant Wavelength | | | | | | nm |
| Spectral Line Half Width | ΔY | | | 20 | | nm |
| Chromaticity Coordinates | | | | X=0,30 / Y=0,31 | | |

Notes

- 1 Tolerance of measurement of forward voltage ± 0,1V
- 2 Tolerance of measurement of peak Wavelength ± 2,0nm
- 3 Tolerance of measurement of luminous intensity ± 15%

Absolute Maximum Rating

| Item | symbol | Absolute Maximum Rating | Unit |
|----------------------------|--------|--------------------------|------|
| Forward Current | IF | 25 | mA |
| Peak Forward Current | IFD | 100 | mA |
| Reverse Voltage | VR | 5 | V |
| Power Dissipation | PD | 60 | mW |
| Operating Temperature | Topr | . -40°C to + 80°C | |
| Electrostatic discharge | ESD | ±2000 | V |
| Storage Temperature | Tstg | . -40°C to +85°C | |
| Lead Soldering Temperature | Tsol | 260°C for 3 seconds max. | |

IFP Conditions: Pulse Width: ≤ 10msec duty ≤ 1/10

All High Power emitter LED Products mounted on aluminium metal-core printing circuit board, can be lighted directly, but we do not recommend lighting the high power products for more than 5 seconds without a directly, but we do not recommend lighting the high power products for more than 5 seconds without a appropriate heat dissipation equipment.

Re-flow, wave peak and soak-stannum soldering etc. is not suitable for this products.

Suggest to solder it by professional high power LED soldering machine.

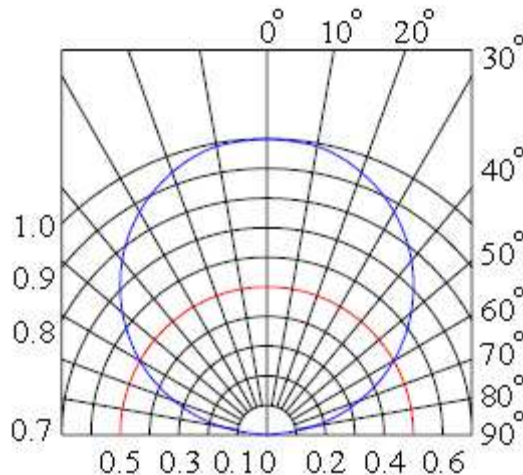
Can use invariable - temperature searing-iron with soldering condition: ≤260°C for 3 seconds max.

| | |
|---|-----------------|
| Mini PLCC2 SMD LED 2,0x1,4 White | |
| Part No.: | M11F4006 |
| Customer: | |

| | | | | | | | |
|-------|------|------|-------|--------|------|-------|------------|
| DRW: | Dong | CHKD | Chang | MATL: | Chui | DATE | 25.02.2011 |
| APPD: | Ping | | | FINISH | Hui | Sheet | 2 from 9 |



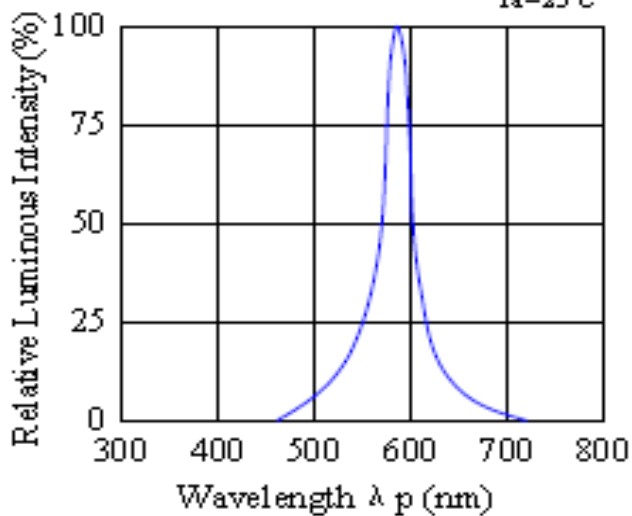
Directive Characteristics



Typical optical / Electrical Characteristics Curves (T_j=25°C Unless Otherwise Noted)

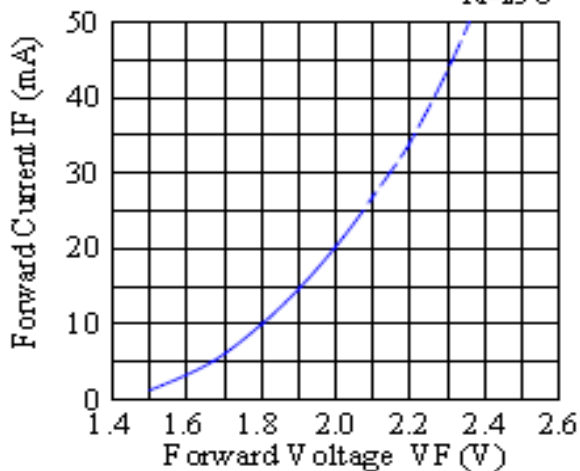
Spectrum Distribution

T_a=25°C



Forward Current & Forward Voltage

T_a=25°C




**Mini PLCC2 SMD LED 2,0x1,4
 White**

Part No.: **M11F4006**

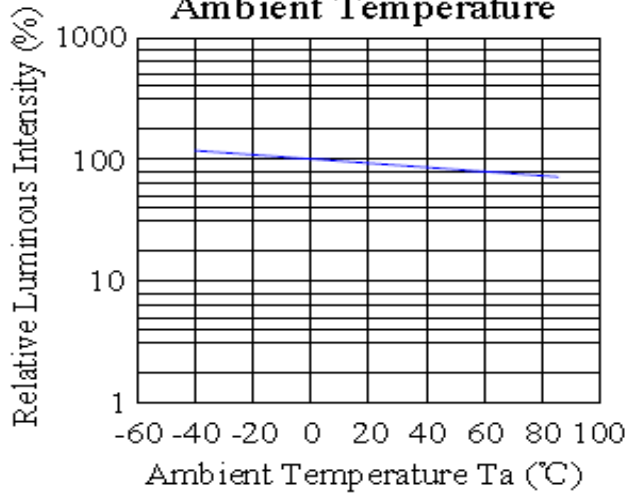
Customer:

| | | | | | | | |
|-------|------|------|-------|--------|------|-------|------------|
| DRW: | Dong | CHKD | Chang | MATL: | Chui | DATE | 25.02.2011 |
| APPD: | Ping | | | FINISH | Hui | Sheet | 3 from 9 |

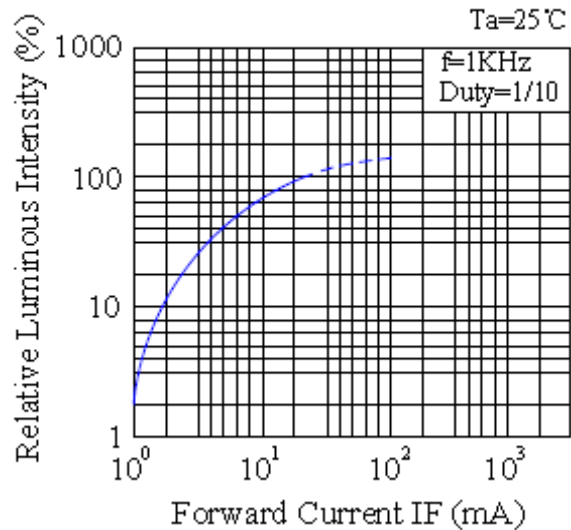


Typical optical / Electrical Characteristics Curves ($T_j=25^{\circ}\text{C}$ Unless Otherwise Noted)

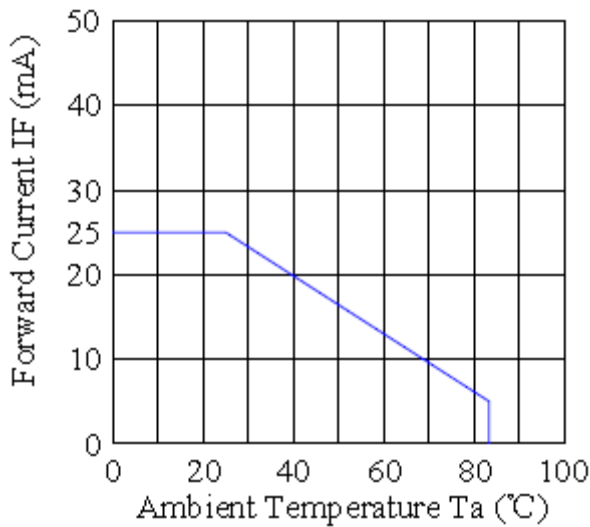
Luminous Intensity & Ambient Temperature



Luminous Intensity & Forward Current



Forward Current Derating Curve



**Mini PLCC2 SMD LED 2,0x1,4
 Hyper Red**

Part No.: **M11F4006**

Customer:

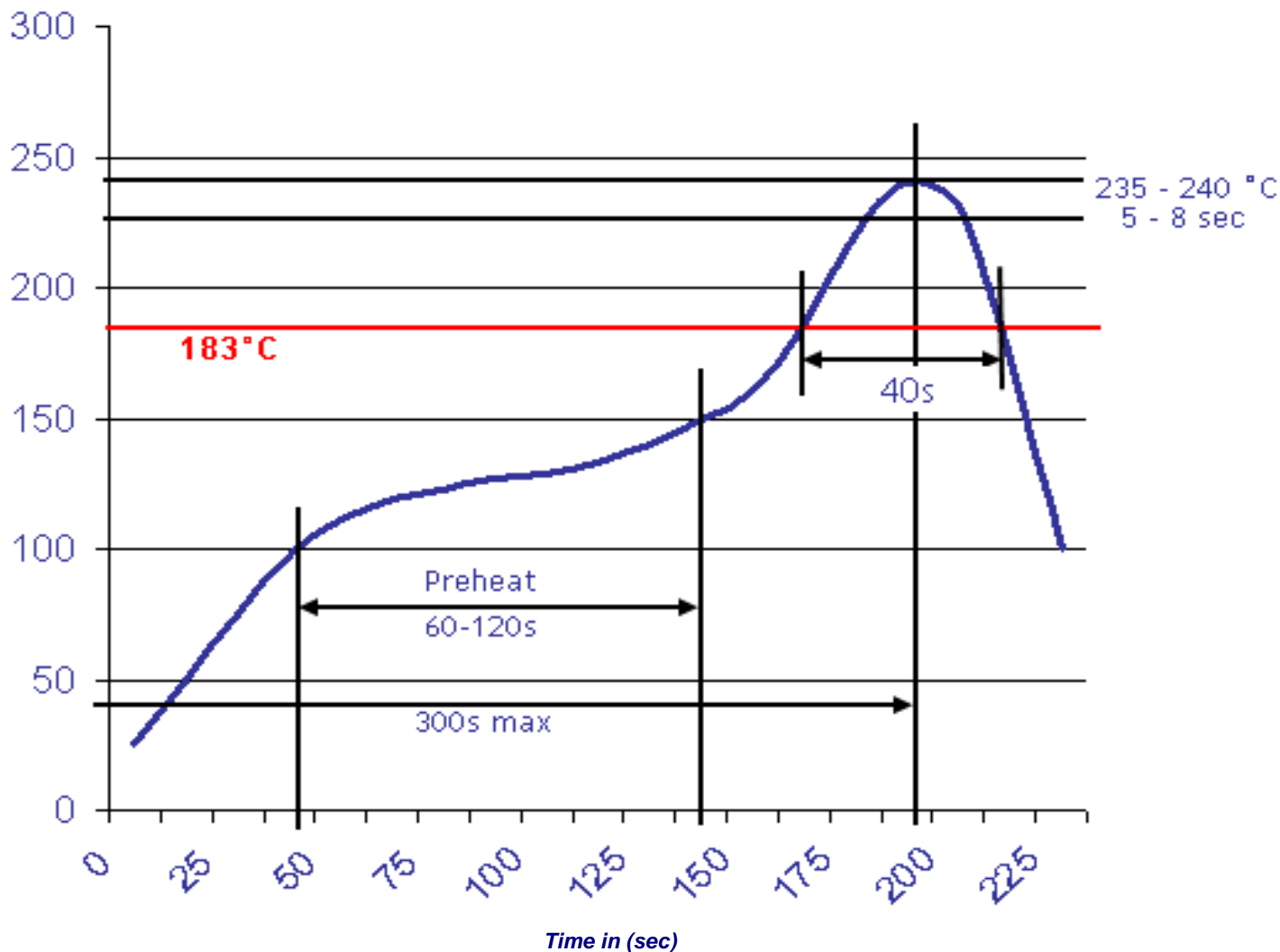
| | | | | | | | |
|-------|------|------|-------|--------|------|-------|------------|
| DRW: | Dong | CHKD | Chang | MATL: | Chui | DATE | 25.02.2011 |
| APPD: | Ping | | | FINISH | Hui | Sheet | 4 from 9 |



Solder Condition


Lead Free Solder

Classification Reflow Profile (JEDEC J-STD-020C)

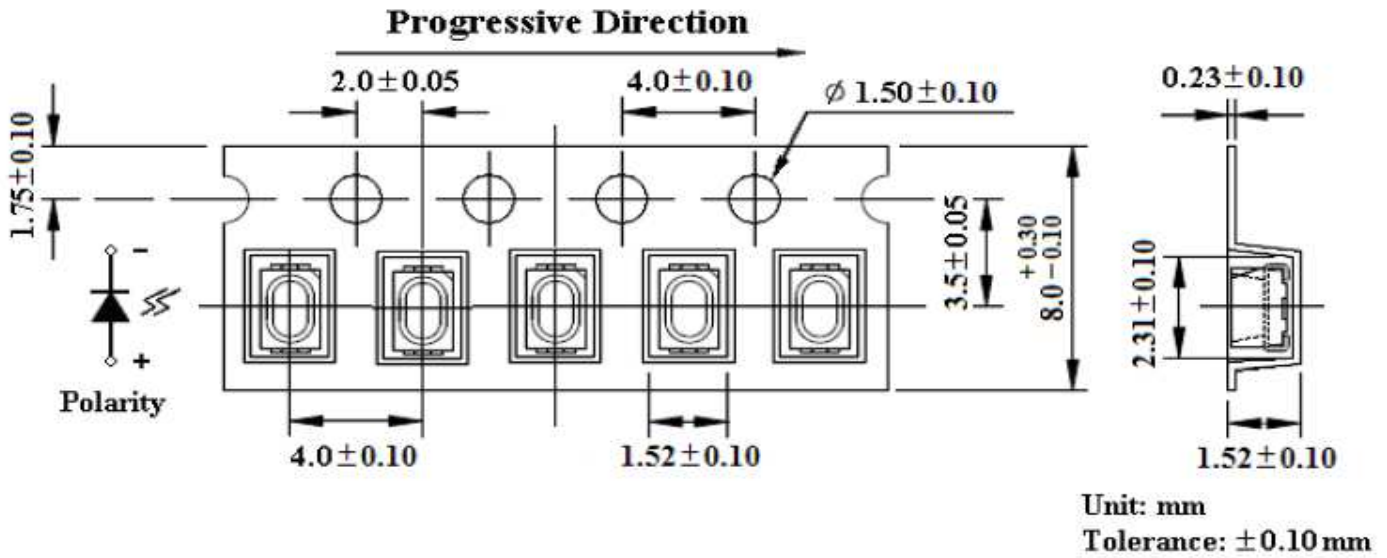


| | |
|---|-----------------|
| Mini PLCC2 SMD LED 2,0x1,4 White | |
| Part No.: | M11F4006 |
| Customer: | |

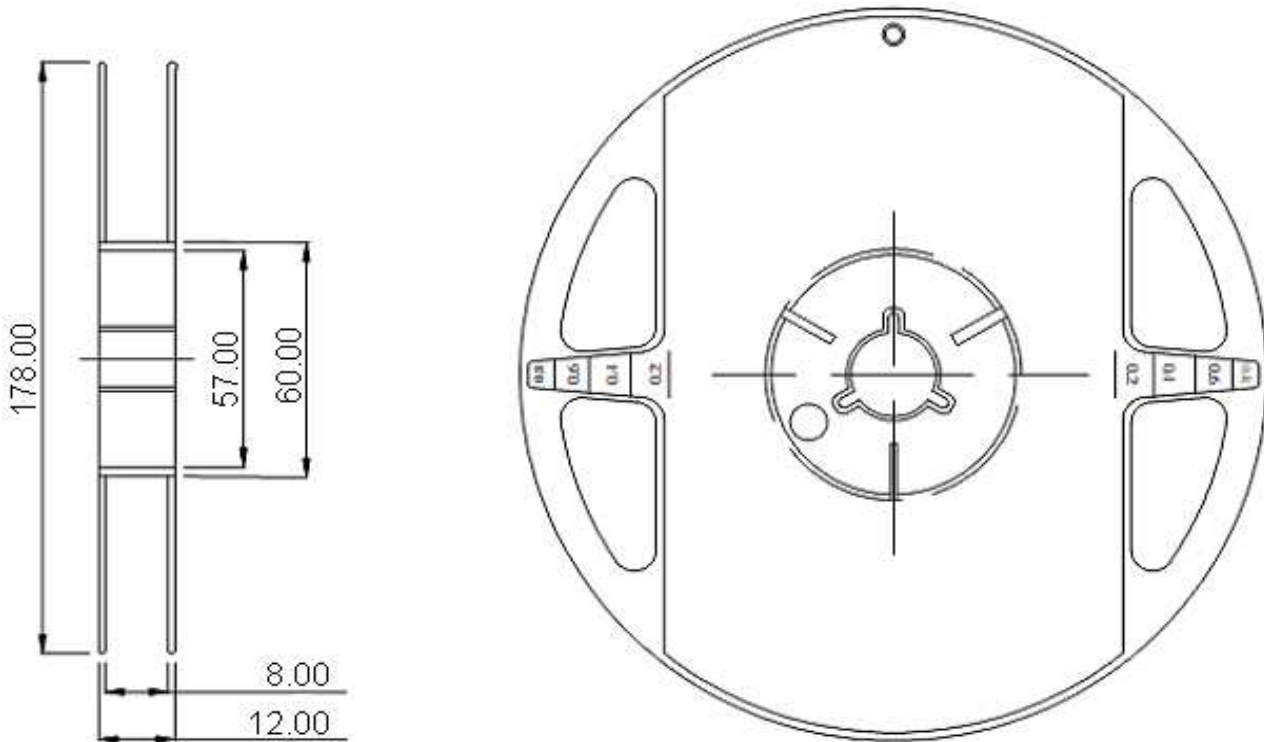
| | | | | | | | |
|-------|------|------|-------|--------|------|-------|------------|
| DRW: | Dong | CHKD | Chang | MATL: | Chui | DATE | 25.02.2011 |
| APPD: | Ping | | | FINISH | Hui | Sheet | 5 from 9 |



Packing Specifications



Reel Specifications



**Mini PLCC2 SMD LED 2,0x1,4
 White**

Part No.: **M11F4006**

Customer:

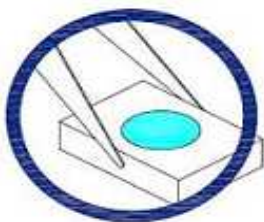
| | | | | | | | |
|-------|------|------|-------|--------|------|-------|------------|
| DRW: | Dong | CHKD | Chang | MATL: | Chui | DATE | 25.02.2011 |
| APPD: | Ping | | | FINISH | Hui | Sheet | 6 from 9 |



Handling Precautions

Compare to epoxy encapsulant that is hard and brittle, silicone is softer and flexible. Although its characteristic significantly reduces thermal stress, it is more susceptible to damage by external mechanical force. As a result, special handling precautions need to be observed during assembly using silicone encapsulated LED products. Failure to comply might lead to damage and premature failure of the LED.

1. Handle the component along the side surfaces by using forceps or appropriate tools



2. Do not directly touch or handle the silicone lens surface. It may damage the internal circuitry.



3. Do not stack together assembled PCBs containing exposed LEDs. Outside impact may scratch the silicone lens or damage the internal circuitry.



**Mini PLCC2 SMD LED 2,0x1,4
White**

Part No.: **M11F4006**

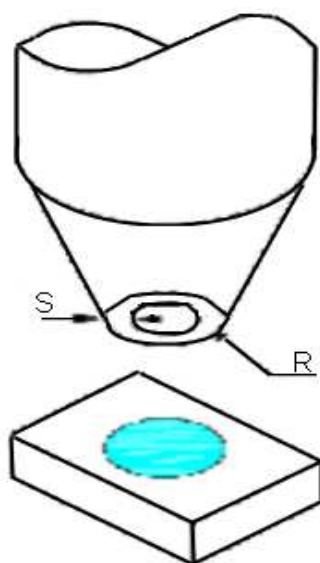
Customer:

| | | | | | | | |
|-------|------|------|-------|--------|------|-------|------------|
| DRW: | Dong | CHKD | Chang | MATL: | Chui | DATE | 25.02.2011 |
| APPD: | Ping | | | FINISH | Hui | Sheet | 7 from 9 |



Handling Precautions

4. The outer diameter of the TOP LED pickup nozzle should not exceed the size of the LED to prevent air leaks. The inner diameter of the nozzle should be as large as possible.
5. A pliable material is suggested for the nozzle tip to avoid scratching or damaging the LED surface during pickup.
6. The dimensions of the component must be accurately programmed in the pick-and-place machine to insure precise pickup and avoid damage during production.



**Mini PLCC2 SMD LED 2,0x1,4
White**

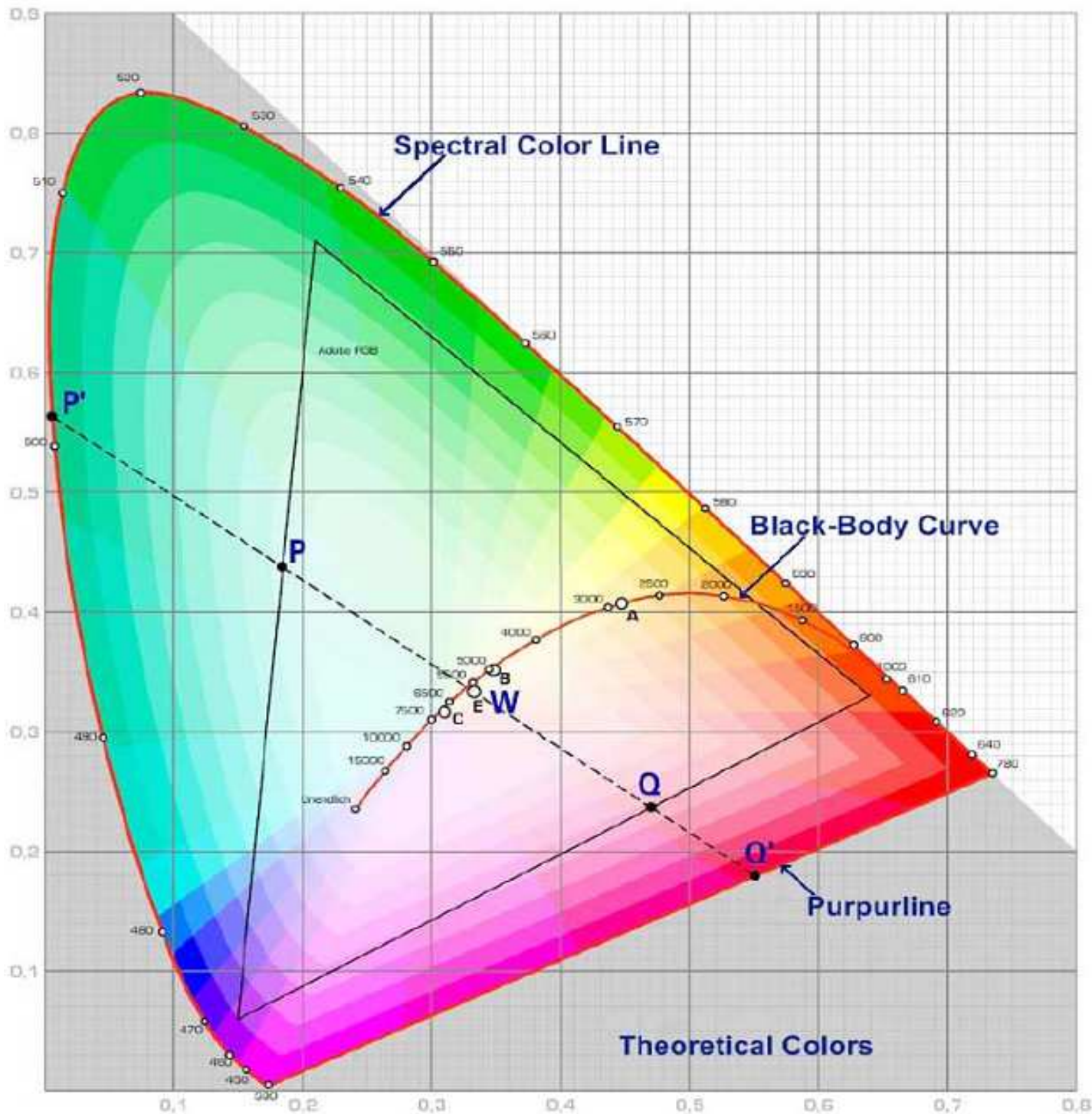
Part No.: **M11F4006**

Customer:

| | | | | | | | |
|-------|------|------|-------|--------|------|-------|------------|
| DRW: | Dong | CHKD | Chang | MATL: | Chui | DATE | 25.02.2011 |
| APPD: | Ping | | | FINISH | Hui | Sheet | 8 from 9 |



Color table curve



| | |
|---|-----------------|
| Mini PLCC2 SMD LED 2,0x1,4 White | |
| Part No.: | M11F4006 |
| Customer: | |

| | | | | | | | |
|-------|------|------|-------|--------|------|-------|------------|
| DRW: | Dong | CHKD | Chang | MATL: | Chui | DATE | 25.02.2011 |
| APPD: | Ping | | | FINISH | Hui | Sheet | 9 from 9 |

Copyright by EDCON-COMPONENTS