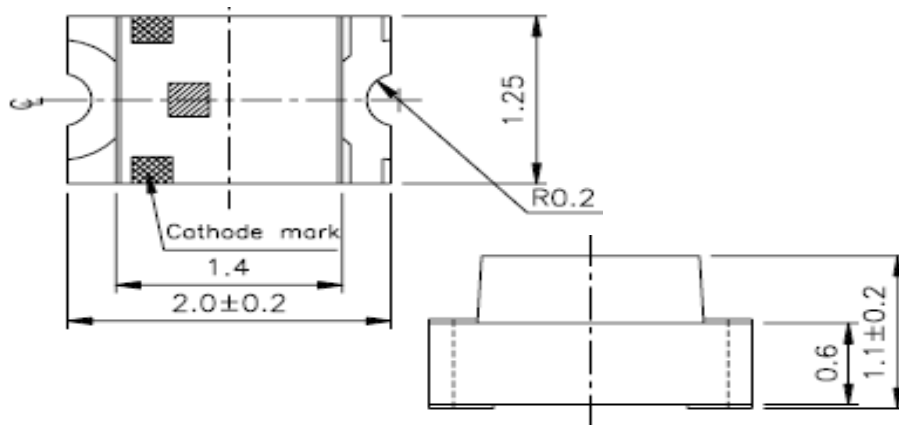




Applications

- Interior automotive lighting
- Optical indicators
- Communication Products
- Backlighting
- Toys

Technical Drawing



Recommended Soldering Pattern

Notes :

All dimensions in mm tolerance is ± 0.1 mm unless otherwise noted.

SMT Top View LED Red	
Part No.:	M11E6010
Customer:	

DRW:	Dong	CHKD	Chang	MATL:	Chui	DATE	21.06.2010
APPD:	Ping			FINISH	Hui	Sheet	1 from 9



Absolute Maximum Ratings

Item	Symbol	AlGaInP	Unit
Power Dissipation	P_D	---	mW
DC Forward Current	I_F	---	mA
Pulsed Forward Current	I_{FP}^*	---	mA
Reverse Voltage	V_R	---	V
Operating Temperature	T_{OP}	---	°C
Storage Temperature	T_{ST}	---	°C

* 0.1 msec pulse, 10% duty cycle

Electrical / Optical Characteristics

$I_F=20mA$

Ermitting Color	Red		
Material	AlGaInP		
Forward Voltage	typ.	1.9	V_F
	max.	2.4	V_F
Wavelength typ.	λ_D	620	nm
	λ_P	635	nm
	$\Delta\lambda$	---	nm
Color Temperature	min.	---	K
	max.	---	K
Luminous Intensity *	min.	40	mcd
	typ.	80	mcd
Reverse Current	max.	---	μA
Viewing Angle	2 Θ 1/2	120	

* Per NIST standards

SMT Top View LED
Red

Part No.: **M11E6010**

Customer:

DRW:	Dong	CHKD	Chang	MATL:	Chui	DATE	21.06.2010
APPD:	Ping			FINISH	Hui	Sheet	2 from 9



Directive Characteristics

SMT Top View LED Red

Part No.: **M11E6010**

Customer:

DRW:	Dong	CHKD	Chang	MATL:	Chui	DATE	21.06.2010
APPD:	Ping			FINISH	Hui	Sheet	3 from 9

Copyright by EDCON-COMPONENTS



Curvs

***SMT Top View LED
Red***

Part No.: **M11E6010**

Customer:

DRW:	Dong	CHKD	Chang	MATL:	Chui	DATE	21.06.2010
APPD:	Ping			FINISH	Hui	Sheet	4 from 9



Solder Condition

Lead Free Solder



SMT Top View LED Red	
Part No.:	M11E6010
Customer:	

DRW:	Dong	CHKD	Chang	MATL:	Chui	DATE	21.06.2010
APPD:	Ping			FINISH	Hui	Sheet	5 from 9



Packing Specifications



Reel Specifications



**SMT Top View LED
 Red**

Part No.: **M11E6010**

Customer:

DRW:	Dong	CHKD	Chang	MATL:	Chui	DATE	21.06.2010
APPD:	Ping			FINISH	Hui	Sheet	6 from 9



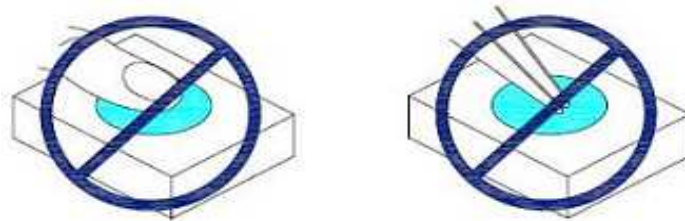
Handling Precautions

Compare to epoxy encapsulant that is hard and brittle, silicone is softer and flexible. Although its characteristic significantly reduces thermal stress, it is more susceptible to damage by external mechanical force. As a result, special handling precautions need to be observed during assembly using silicone encapsulated LED products. Failure to comply might lead to damage and premature failure of the LED.

1. Handle the component along the side surfaces by using forceps or appropriate tools



2. Do not directly touch or handle the silicone lens surface. It may damage the internal circuitry.



3. Do not stack together assembled PCBs containing exposed LEDs. Outside impact may scratch the silicone lens or damage the internal circuitry.

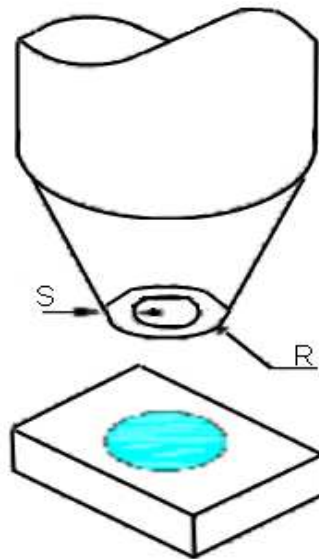


SMT Top View LED Red	
Part No.:	M11E6010
Customer:	

DRW:	Dong	CHKD	Chang	MATL:	Chui	DATE	21.06.2010
APPD:	Ping			FINISH	Hui	Sheet	7 from 9



4. The outer diameter of the TOP LED pickup nozzle should not exceed the size of the LED to prevent air leaks. The inner diameter of the nozzle should be as large as possible.
5. A pliable material is suggested for the nozzle tip to avoid scratching or damaging the LED surface during pickup.
6. The dimensions of the component must be accurately programmed in the pick-and-place machine to insure precise pickup and avoid damage during production.

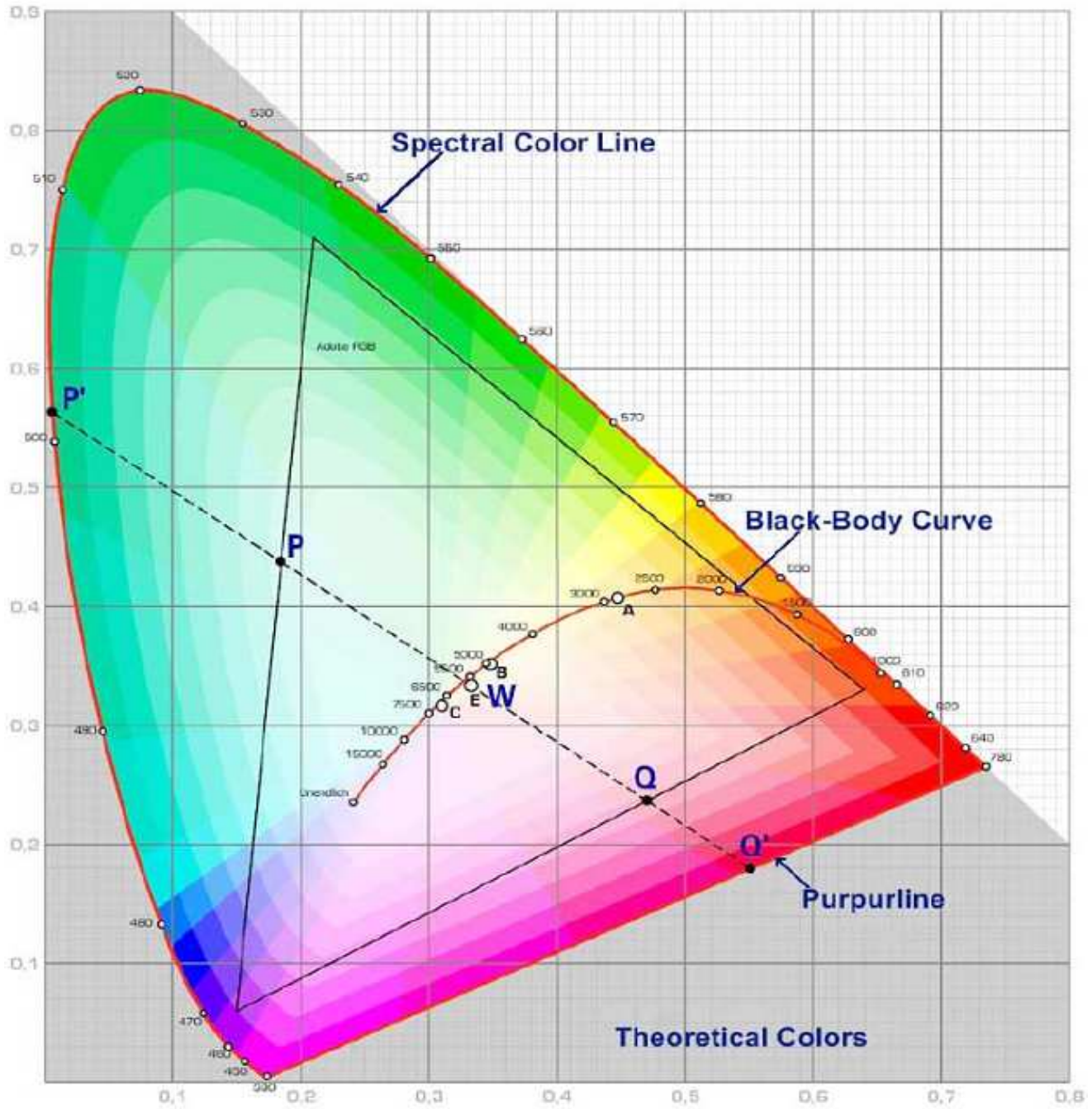


SMT Top View LED Red	
Part No.:	M11E6010
Customer:	

DRW:	Dong	CHKD	Chang	MATL:	Chui	DATE	21.06.2010
APPD:	Ping			FINISH	Hui	Sheet	8 from 9



Color table curve



SMT Top View LED Red	
Part No.:	M11E6010
Customer:	

DRW:	Dong	CHKD	Chang	MATL:	Chui	DATE	21.06.2010
APPD:	Ping			FINISH	Hui	Sheet	9 from 9

Copyright by EDCON-COMPONENTS