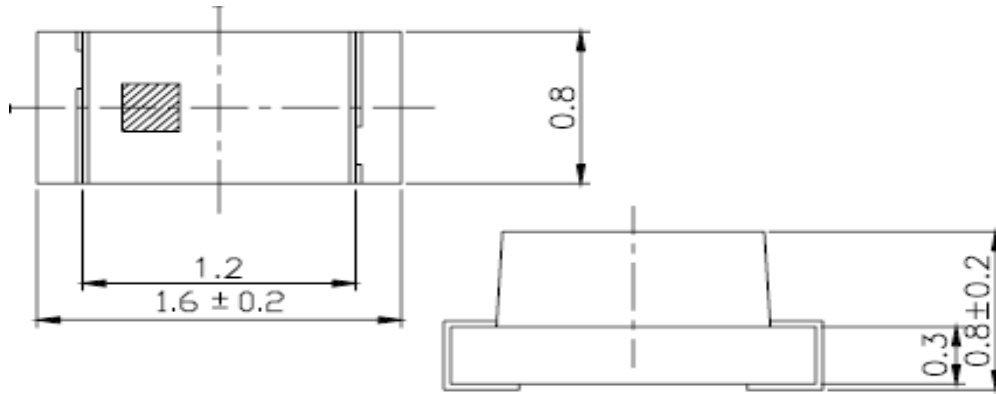




Applications

- Interior automotive lighting
- Optical indicators
- Communication Products
- Backlighting
- Toys

Technical Drawing



Recommended Soldering Pattern

Notes :

All dimensions in mm tolerance is ± 0.1mm unless otherwise noted.

SMT Top View LED White	
Part No.:	M11D4020
Customer:	

DRW:	Dong	CHKD	Chang	MATL:	Chui	DATE	14.06.2010
APPD:	Ping			FINISH	Hui	Sheet	1 from 9



Absolute Maximum Ratings

Ta=25°C

Item	Symbol	InGaN	Unit
Power Dissipation	P _D	---	mW
DC Forward Current	I _F	---	mA
Pulsed Forward Current	I _{FP} *	---	mA
Reverse Voltage	V _R	---	V
Operating Temperature	T _{OP}	---	°C
Storage Temperature	T _{ST}	---	°C

* 0.1 msec pulse, 10% duty cycle

Electrical / Optical Characteristics

Ta=25°C

Ermitting Color	White		
Material	InGaN		
Forward Voltage	typ.	2.9	V _F
	max.	3.5	V _F
Wavelength typ.	λ _D	---	nm
	λ _P	---	nm
	Δλ	---	nm
Color Temperature	min.	---	K
	max.	---	K
Luminous Intensity *	min.	350	mcd
	typ.	560	mcd
Reverse Current	max.	---	μA
Viewing Angle	2Θ1/2	120	

* Per NIST standards

SMT Top View LED
White

Part No.: **M11D4020**

Customer:

DRW:	Dong	CHKD	Chang	MATL:	Chui	DATE	14.06.2010
APPD:	Ping			FINISH	Hui	Sheet	2 from 9



Directive Characteristics

SMT Top View LED White	
Part No.:	M11D4020
Customer:	

DRW:	Dong	CHKD	Chang	MATL:	Chui	DATE	14.06.2010
APPD:	Ping			FINISH	Hui	Sheet	3 from 9

Copyright by EDCON-COMPONENTS



Curvs

**SMT Top View LED
White**

Part No.: **M11D4020**

Customer:

DRW:	Dong	CHKD	Chang	MATL:	Chui	DATE	14.06.2010
APPD:	Ping			FINISH	Hui	Sheet	4 from 9



Solder Condition

Lead Free Solder



SMT Top View LED White	
Part No.:	M11D4020
Customer:	

DRW:	Dong	CHKD	Chang	MATL:	Chui	DATE	14.06.2010
APPD:	Ping			FINISH	Hui	Sheet	5 from 9



Packing Specifications



Reel Specifications



**SMT Top View LED
 White**

Part No.: **M11D4020**

Customer:

DRW:	Dong	CHKD	Chang	MATL:	Chui	DATE	14.06.2010
APPD:	Ping			FINISH	Hui	Sheet	6 from 9



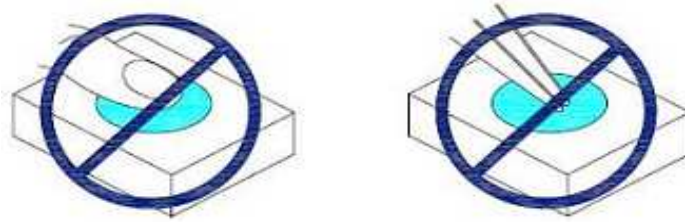
Handling Precautions

Compare to epoxy encapsulant that is hard and brittle, silicone is softer and flexible. Although its characteristic significantly reduces thermal stress, it is more susceptible to damage by external mechanical force. As a result, special handling precautions need to be observed during assembly using silicone encapsulated LED products. Failure to comply might lead to damage and premature failure of the LED.

1. Handle the component along the side surfaces by using forceps or appropriate tools



2. Do not directly touch or handle the silicone lens surface. It may damage the internal circuitry.



3. Do not stack together assembled PCBs containing exposed LEDs. Outside impact may scratch the silicone lens or damage the internal circuitry.



SMT Top View LED White

Part No.: **M11D4020**

Customer:

DRW:	Dong	CHKD	Chang	MATL:	Chui	DATE	14.06.2010
APPD:	Ping			FINISH	Hui	Sheet	7 from 9



4. The outer diameter of the TOP LED pickup nozzle should not exceed the size of the LED to prevent air leaks. The inner diameter of the nozzle should be as large as possible.
5. A pliable material is suggested for the nozzle tip to avoid scratching or damaging the LED surface during pickup.
6. The dimensions of the component must be accurately programmed in the pick-and-place machine to insure precise pickup and avoid damage during production.



**SMT Top View LED
 White**

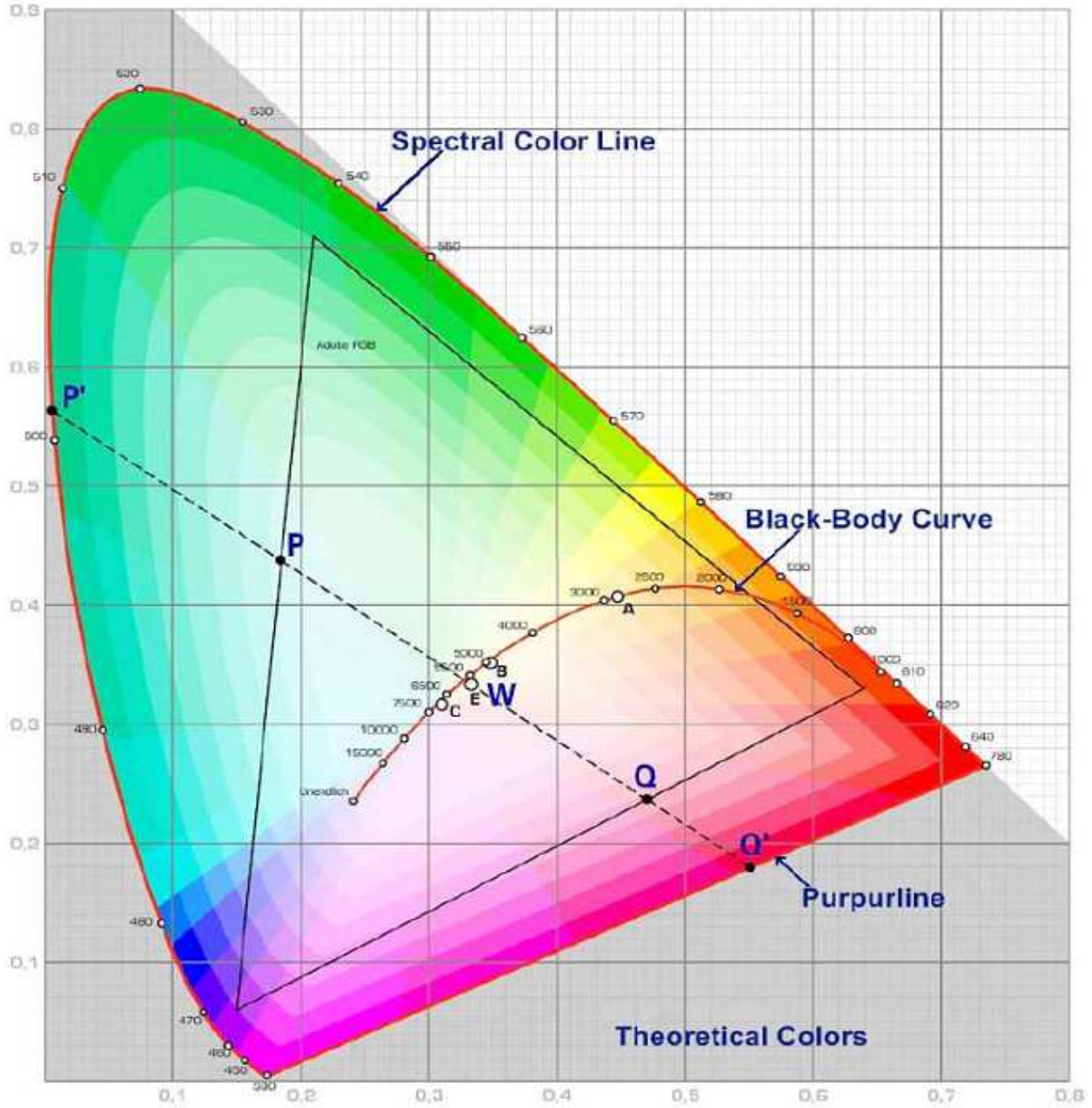
Part No.: **M11D4020**

Customer:

DRW:	Dong	CHKD	Chang	MATL:	Chui	DATE	14.06.2010
APPD:	Ping			FINISH	Hui	Sheet	8 from 9



Color table curve



SMT Top View LED White	
Part No.:	M11D4020
Customer:	

DRW:	Dong	CHKD	Chang	MATL:	Chui	DATE	14.06.2010
APPD:	Ping			FINISH	Hui	Sheet	9 from 9

Copyright by EDCON-COMPONENTS