EDCON-COMPONENTS

Specifications

Features

Diffused Juinction
Low Forward Voltage Drop
High Current Capability
High Surge Current Capability

Mechanical Data

Molded plastic body
Terminals: plated leads solderable per MIL-STD 202 Method 208
Polarity symbols marked on body.
Weight 1,1gram

Maximum Ratings & Electrical Characteristics Ratings at 25°C ambient temperature

	Sym bols	RB 150	RB 151	RB 152	RB 154	RB 156	RB 158	RB 1510	Unit
Maximum reecurrent peak reverse Voltage	VRRM	50	100	200	400	600	800	1000	Volt
Maximum rms Input voltage	VRMS	35	70	140	280	420	560	700	Volt
Maximum dc blocking Voltage	VDC	50	100	200	400	600	800	1000	Volt
Maximum average forward rectified current		1,5							Amps
Peak forward surge current, 8,3mS single half sine wave superimposed on rated load		50							Amps
Forward Voltage (per element)		5,0							V
Peak Reverse Current at Rated DC Blocking Voltage ta=25°C Ta=100°C		5,0							µA
		500,0							µA
Operating Temperature		. -55°C ~ +125°C							°C
Storage Temperature		. -55°C ~ +150°C							°C

Technical Drawing (Unit: inch(mm)

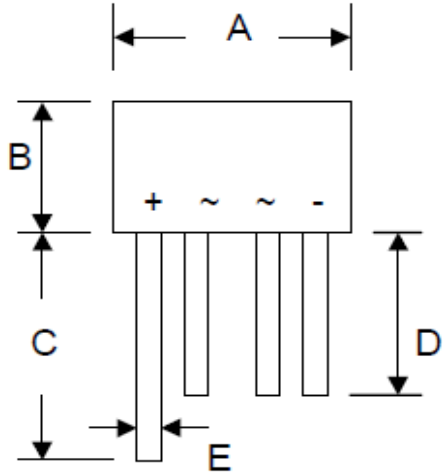

	Dimensions mm	
	min	max.
A	8,6	9,1
B	5,0	5,5
C	27,9	
D	25,4	
E	0,71	0,81
G	4,6	5,6

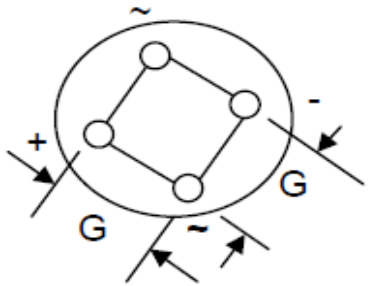

Round Bridge Rectifier 1,5A

DRW:	Jason	CHKD	Wilson	MATL:	Wilson	TOLERANCE	Mason	DATE	10.05.2010	EDCON-Ser.	E21001
APPD:	Schumi			FINISH	Jamy		Sheet No.		1 from 5	International Serie:	RB-15

www.edcon-components.com
email: info@edcon-components.com

Copyright by EDCON-COMPONENTS

EDCON COMPONENTS
A MEMBER OF EDCON-GROUP

Rating & Characteristics Curves (TA=25°C unless otherwise noted)

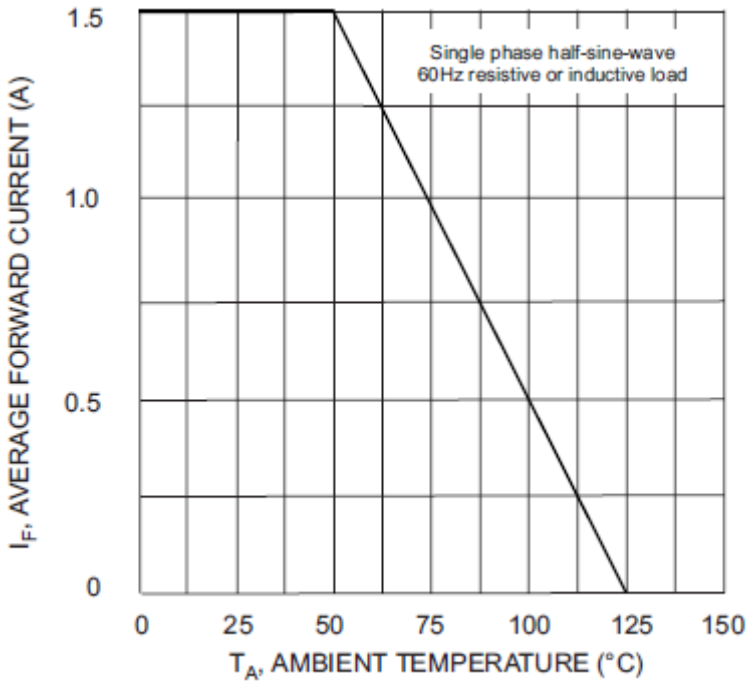

Fig. 1 Forward Current Derating Curve

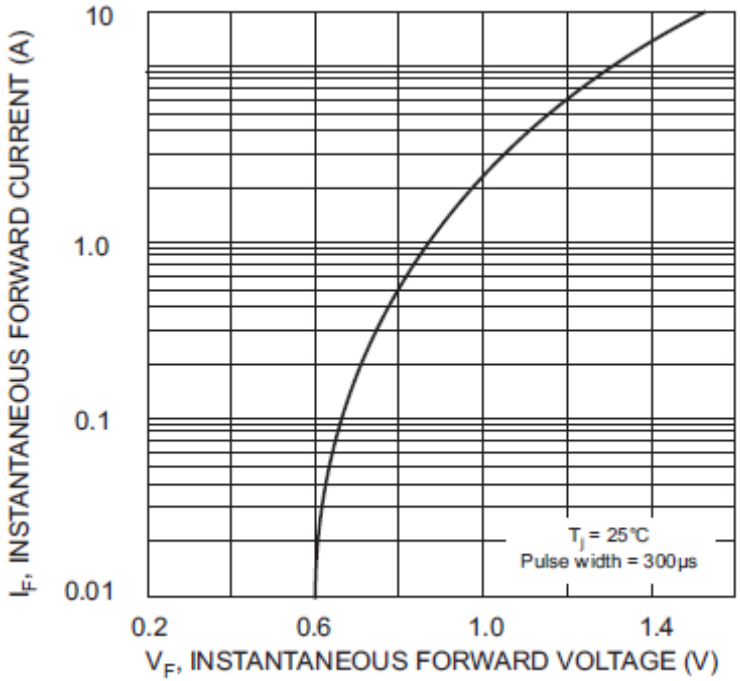

Fig. 2 Typical Forward Characteristics, per element

										Round Bridge Rectifier 1,5A	
										EDCON-Ser.	**E21001**
DRW:	Jason	CHKD	Wilson	MATL:	Wilson	TOLERANCE	Mason	DATE	10.05.2010	International Serie:	**RB-15**
APPD:	Schumi			FINISH	Jamy		Sheet No.		2 from 5		

Copyright by EDCON-COMPONENTS

Rating & Characteristics Curves (TA=25°C unless otherwise noted)

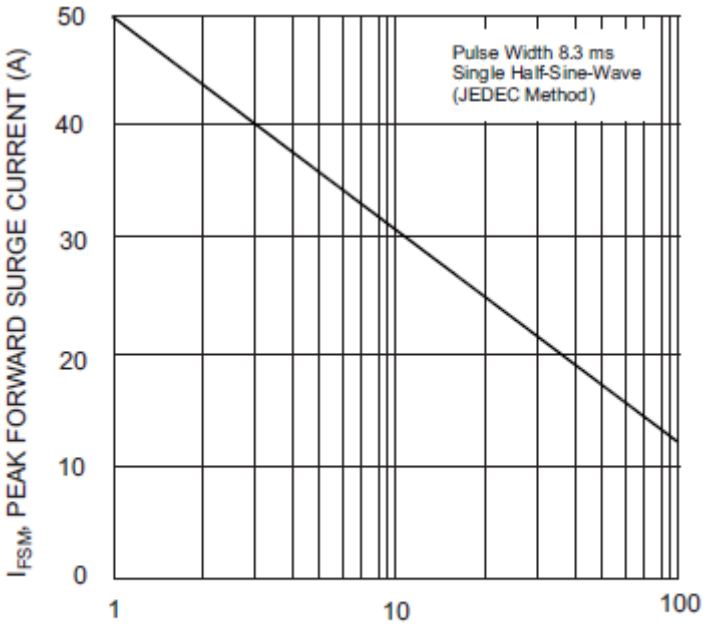

Fig. 3 Max Non-Repetitive Surge Current

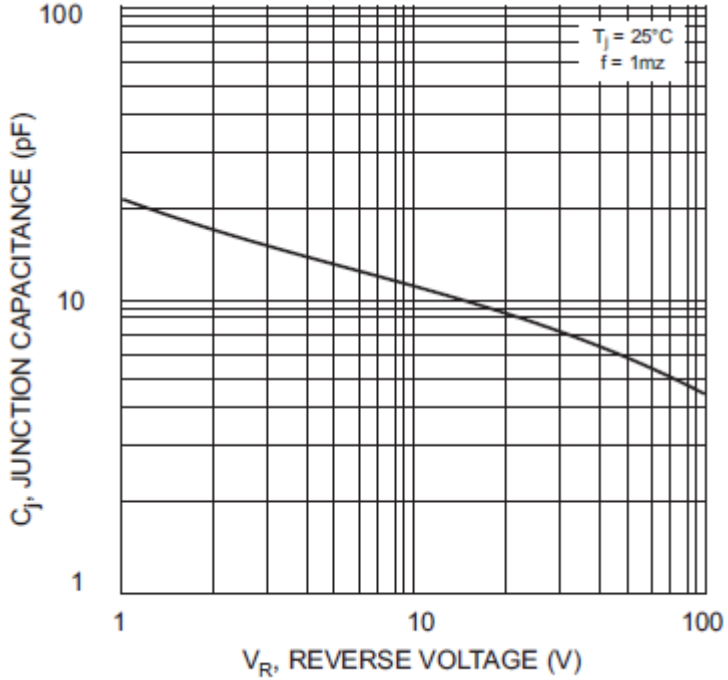

Fig. 4 Typical Junction Capacitance

										Round Bridge Rectifier 1,5A	
										EDCON-Ser.	**E21001**
DRW:	Jason	CHKD	Wilson	MATL:	Wilson	TOLERANCE	Mason	DATE	10.05.2010	International Serie:	**RB-15**
APPD:	Schumi			FINISH	Jamy		Sheet No.		3 from 5		

Copyright by EDCON-COMPONENTS

EDCON COMPONENTS
A MEMBER OF EDCON-GROUP

Ordering Informations

EDCON Serie	International Type	Lead function	ROHS	Package						
E21001	**RB15x**	**LL**	**R**	**BG**						

Look Voltage Code Table	**LL=** Long Lead	**R**= ROHS Conform	**BG**= Polybag
	L4= Lead Length 4mm	**N**= NON ROHS Conform	

Round Bridge Rectifier 1,5A

										EDCON-Ser.	**E21001**
DRW:	Jason	CHKD	Wilson	MATL:	Wilson	TOLERANCE	Mason	DATE	10.05.2010	International Serie:	**RB-15**
APPD:	Schumi			FINISH	Jamy		Sheet No.		4 from 5		

www.edcon-components.com
email: info@edcon-components.com

Copyright by EDCON-COMPONENTS

Soldering Profile Curve

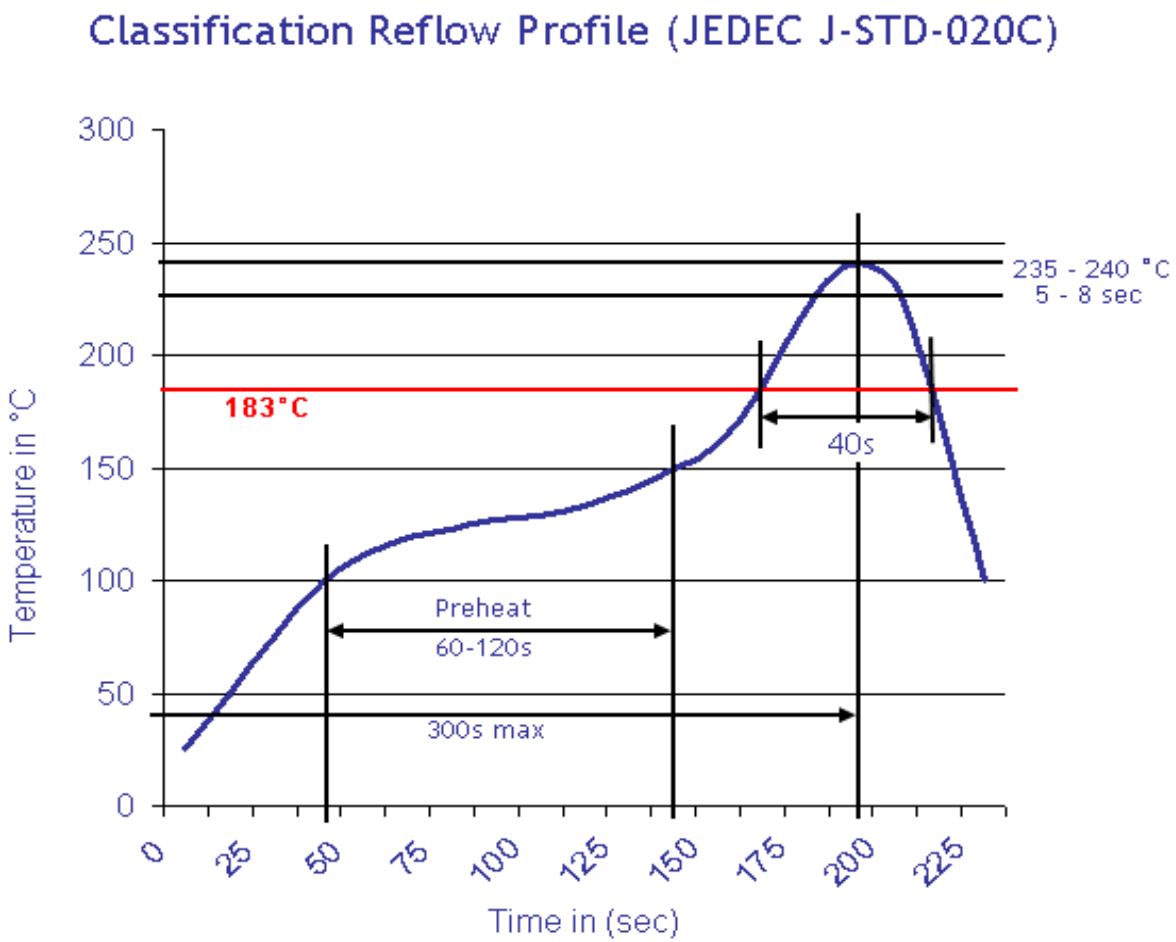

										Round Bridge Rectifier 1,5A	
										EDCON-Ser.	E21001
DRW:	Jason	CHKD	Wilson	MATL:	Wilson	TOLERANCE	Mason	DATE	10.05.2010	International Serie:	RB-15
APPD:	Schumi			FINISH	Jamy		Sheet No.		5 from 5		

www.edcon-components.com
email: info@edcon-components.com

Copyright by EDCON-COMPONENTS