



## DISCRIPTION

### FEATURES

Low DC resistance and for large currents.  
 Closed magnetic circuit crosstalk.  
 Suitable for and reflow soldering.  
 Available in various sies.  
 Excellent solderability and heat resistance.  
 High reliability.

### OPTIONS

Tape & Reel is Standard  
 Tolerance: M=20% is Standard,  
 Tighter Tolerances Available

### APPLICATIONS

Excellent as VTR, OA equipment,  
 LCD television sets, notebook PC,  
 portable communication equipments,  
 DC / DC converters

## PHYSICAL CHARACTERISTICS

- Inductance is measured by LCR-meter 4284A (HP) or equivalent.
- DC Resistance is measured by HP4338B Milliohms Meter or equivalent.
- Rated current is measured by LCR-meter 3260B (WK) & DC Bias 3265B(WK) at 1,0 KHz / 1,0V.
- Maximum allowable DC current is that which a 30% inductance reduction from the initial value, or coil temperature to rise by 40°C, whichever is smaller. ( Reference ambient temperature 20°C )

## ELECTRICAL SPECIFICATIONS

Properties	Test conditions		Value	Unit	Tol.
Inductance		<b>L</b>	2,4	$\mu$ H	see Site 2
Q factor		<b>Q</b>	---		min.
DC-resistance		<b>DCR typ.</b>	---	$\Omega$	typ.
DC-resistance		<b>DCR max.</b>	0,011	$\Omega$	max.
Self-Res. Freq.		<b>SRF</b>	---	MHz	min.
Test-Freq.			100	KHz	
Rated Current		<b>IDC</b>	8,00	A	max.
Saturation Current		<b>Isat</b>	---	A	max.

1. This electronic component is meant to be used in general electronic equipment. Before the incorporation of this component into any equipment with higher and more reliable requirements such as aviation, aerospace, submarine, nuclear control, transportation, transportation signal, disaster prevention, medical, public information network, etc. or if there is a possibility of injuries or damages to the human body, Edcon –Components must be informed before the stage of design-in. Evaluation checks for safety have to be performed on each electronic components used in electrical circuits that require high safety and reliability functions.

### SMT SHIELDED POWER INDUCTORS

Part No.: **S50014-2R4**

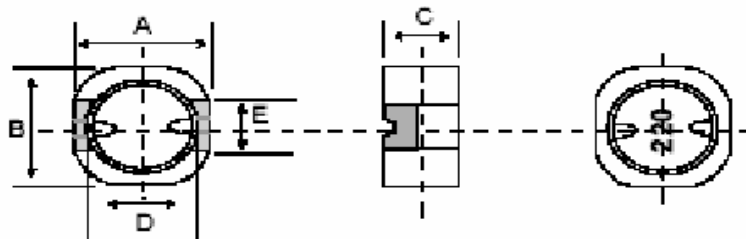
Customer:

DRW:	Chang	CHKD	Young	MATL:	Chu Chi	DATE	29.06.2009
APPD:	Pong			FINISH	Vienna	Sheet	1 from 2



## TECHNICAL INFORMATIONS

### Dimensions ( mm )

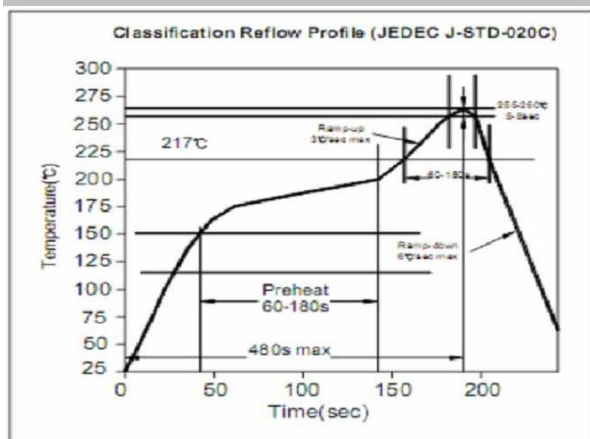


<b>A</b>	12,70 max	<b>C</b>	8,50 max	<b>E</b>	6,00 typ
<b>B</b>	12,70 max	<b>D</b>	10,50 typ		

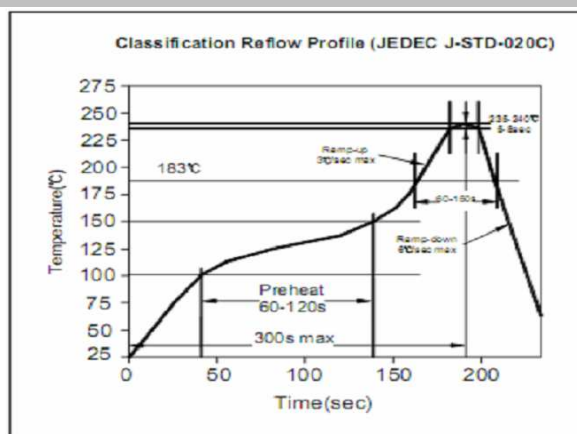
### Ordering Information

Serie and Range	Tolerance	ROHS	Packing
<b>S50014-2R4</b>	<b>M</b>	<b>R</b>	<b>TR</b>
	<b>K = 10%</b>	<b>R = ROHS</b>	<b>BU = Bulk Ware</b>
	<b>M = 20%</b>	<b>N = non ROHS</b>	<b>TR = Tape Reel</b>

### Soldering Profile for Lead Free Soldering 255-260°C



### Soldering Profile for Lead Free Soldering 235-240°C



1. This electronic component is meant to be used in general electronic equipment. Before the incorporation of this component into any equipment with higher and more reliable requirements such as aviation, aerospace, submarine, nuclear control, transportation, transportation signal, disaster prevention, medical, public information network, etc. or if there is a possibility of injuries or damages to the human body, Edcon -Components must be informed before the stage of design-in. Evaluation checks for safety have to be performed on each electronic components used in electrical circuits that require high safety and reliability functions.

### SMT SHIELDED POWER INDUCTORS

Part No.: **S50014-2R4**

Customer:

DRW:	Chang	CHKD	Young	MATL:	Chu Chi	DATE	29.06.2009
APPD:	Pong			FINISH	Vienna	Sheet	2 from 2