



DISCRIPTION

FEATURES

To be high saturation for surface mounting.
 Excellent solderability and high heat resistance.
 Excellent terminal strength construction.
 Packed in embossed carrier tape and can be used by automatic mounting.

OPTIONS

Tape & Reel is Standard
 Bulk Packing Available for smaller quantities
 Tolerance: M=20% is Standard

APPLICATIONS

VTR
 OA equipment
 LCD television sets
 notebook PC
 portable communication equipments
 DC / DC converters

PHYSICAL CHARACTERISTICS

- Inductance measured by LCR Meter HP4284A / HP4286A
- DC Resistance measured by Milliohm meter HP4338B
- Rated DC Current : This indicates the value of when the inductance is 20% lower than its initial value at DC superimposition or DC current when at t=40°C, whichever is lower. (Ta=20°C), Test Condition: 1.0KHz/1.0V at WK3260B LCR Meter and WK3265B DC bias.

ELECTRICAL SPECIFICATIONS

Properties	Test conditions		Value	Unit	Tol.
Inductance		L	120	μ H	see Site 2
Q factor		Q	---		min.
DC-resistance		DCR typ.	---	Ω	typ.
DC-resistance		DCR max.	0,28	Ω	max.
Self-Res. Freq.		SRF	0,001	Mhz	min.
Test-Freq.			---	Mhz	
Rated Current		IDC	0,95	A	max.
Saturation Current		Isat	---	A	typ.

1. This electronic component is meant to be used in general electronic equipment. Before the incorporation of this component into any equipment with higher and more reliable requirements such as aviation, aerospace, submarine, nuclear control, transportation, transportation signal, disaster prevention, medical, public information network, etc. or if there is a possibility of injuries or damages to the human body, Edcon -Components must be informed before the stage of design-in. Evaluation checks for safety have to be performed on each electronic components used in electrical circuits that require high safety and reliability functions.

SMT Unshielded Power Inductor

Part No.: **S19009-121**

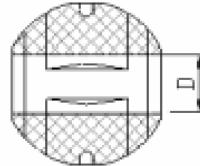
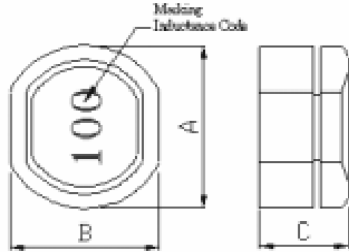
Customer:

DRW:	Chang	CHKD	Young	MATL:	Chu Chi	DATE	17.06.2009
APPD:	Pong			FINISH	Vienna	Sheet	1 from 2



TECHNICAL INFORMATIONS

Dimensions (mm)



A	12,50 ± 0,50
B	11,50 ± 0,50
C	5,90 max.
D	4,00 typ.

Ordering Information

Serie and Range
S19009-121

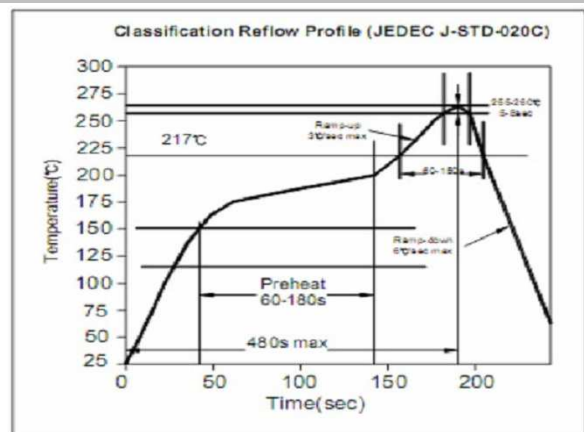
Tolerance	ROHS	Packing
M	R	TR

K = 10%	R = ROHS	BU = Bulk Ware
M = 20%	N = non ROHS	TR = Tape Reel

Soldering Profile for Lead Free Soldering 235-240°C



Soldering Profile for Lead Free Soldering 255-260°C



1. This electronic component is meant to be used in general electronic equipment. Before the incorporation of this component into any equipment with higher and more reliable requirements such as aviation, aerospace, submarine, nuclear control, transportation, transportation signal, disaster prevention, medical, public information network, etc. or if there is a possibility of injuries or damages to the human body, Edcon-Components must be informed before the stage of design-in. Evaluation checks for safety have to be performed on each electronic components used in electrical circuits that require high safety and reliability functions.

SMT Unshielded Power Inductor

Part No.: **S19009-121**

Customer:

DRW:	Chang	CHKD	Young	MATL:	Chu Chi	DATE	17.06.2009
APPD:	Pong			FINISH	Vienna	Sheet	2 from 2