



## DISCRIPTION

### FEATURES

Excellent solderability and high heat resistance.  
Excellent terminal strength construction.  
Packed in embossed carrier tape and can be used by automatic mount machine.

### OPTIONS

Tape & Reel is Standard  
Bulk Packing Available for smaller quantities  
Tolerance: M=20% is Standard

### APPLICATIONS

VCR  
OA equipment  
LCD television set notebook  
DC to DC converters  
DC to AC inverters

## PHYSICAL CHARACTERISTICS

- Inductance is measured by LCR-meter 4284A/4286A (HP) or equivalent
- DC Resistance is measured by HP4338B Milliohms Meter or equivalent
- Rated current is measured by LCR-meter 3260B (WK) & DC Bias 3265B(WK) at 1.0KHz/1.0V
- Maximum allowable DC current is that which causes a 10% inductance reduction from the initial value, or coil temperature to rise by 40°C, whichever is smaller. (Reference ambient temperature 20°C).
- Operating temperature -55°C ~ +125°C
- All test data is referenced to 25°C ambient

## ELECTRICAL SPECIFICATIONS

| Properties         | Test conditions |          | Value | Unit | Tol.       |
|--------------------|-----------------|----------|-------|------|------------|
| Inductance         |                 | L        | 8,2   | μH   | see Site 2 |
| Q factor           |                 | Q        | ---   |      | min.       |
| DC-resistance      |                 | DCR typ. | ---   | Ω    | typ.       |
| DC-resistance      |                 | DCR max. | 0,07  | Ω    | max.       |
| Self-Res. Freq.    |                 | SRF      | ---   | MHz  | min.       |
| Test-Freq.         |                 |          | 7,96  | MHz  |            |
| Rated Current      |                 | IDC      | 3,10  | A    | max.       |
| Saturation Current |                 | Isat     | ---   | A    | typ.       |

1. This electronic component is meant to be used in general electronic equipment. Before the incorporation of this component into any equipment with higher and more reliable requirements such as aviation, aerospace, submarine, nuclear control, transportation, transportation signal, disaster prevention, medical, public information network, etc. or if there is a possibility of injuries or damages to the human body, Edcon -Components must be informed before the stage of design-in. Evaluation checks for safety have to be performed on each electronic components used in electrical circuits that require high safety and reliability functions.

### HIGH CURRENT SMT POWER INDUCTOR

Part No.: **S18019-8R2**

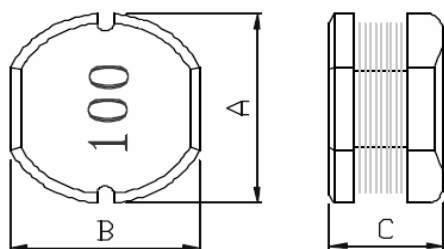
Customer:

|       |       |      |       |        |         |       |            |
|-------|-------|------|-------|--------|---------|-------|------------|
| DRW:  | Chang | CHKD | Young | MATL:  | Chu Chi | DATE  | 15.06.2009 |
| APPD: | Pong  |      |       | FINISH | Vienna  | Sheet | 1 from 2   |



## TECHNICAL INFORMATION

### Dimensions ( mm )



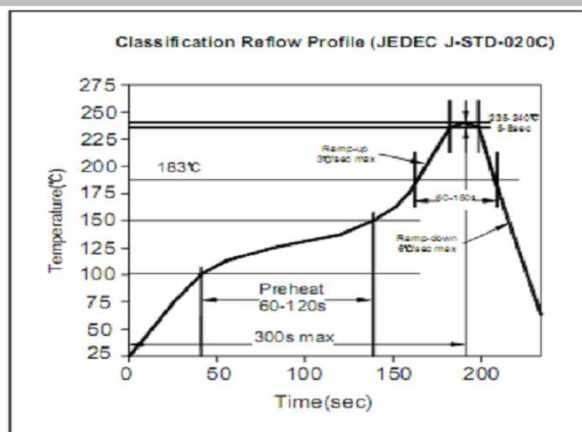
|          |           |
|----------|-----------|
| <b>A</b> | 7,8 ± 0,3 |
| <b>B</b> | 7,0 ± 0,3 |
| <b>C</b> | 5,0 ± 0,3 |
| <b>D</b> | 2,1 typ.  |

### Ordering Information

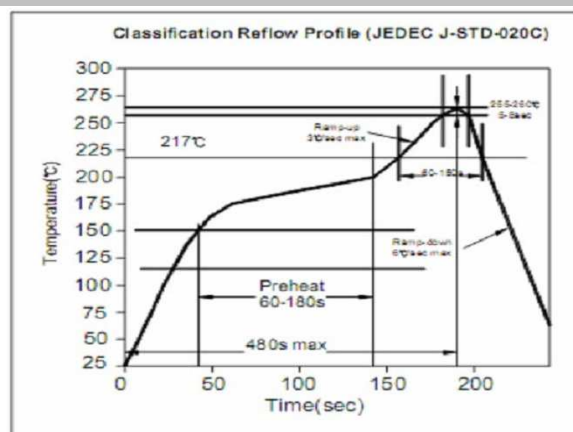
| Serie and Range   |
|-------------------|
| <b>S18019-8R2</b> |

| Tolerance      | ROHS                | Packing               |
|----------------|---------------------|-----------------------|
| <b>M</b>       | <b>R</b>            | <b>TR</b>             |
| <b>K = 10%</b> | <b>R = ROHS</b>     | <b>BU = Bulk Ware</b> |
| <b>M = 20%</b> | <b>N = non ROHS</b> | <b>TR = Tape Reel</b> |

### Soldering Profile for Lead Free Soldering 235-240°C



### Soldering Profile for Lead Free Soldering 255-260°C



1. This electronic component is meant to be used in general electronic equipment. Before the incorporation of this component into any equipment with higher and more reliable requirements such as aviation, aerospace, submarine, nuclear control, transportation, transportation signal, disaster prevention, medical, public information network, etc. or if there is a possibility of injuries or damages to the human body, Edcon -Components must be informed before the stage of design-in. Evaluation checks for safety have to be performed on each electronic components used in electrical circuits that require high safety and reliability functions.

### HIGH CURRENT SMT POWER INDUCTOR

Part No.: **S18019-8R2**

Customer:

|       |       |      |       |        |         |       |            |
|-------|-------|------|-------|--------|---------|-------|------------|
| DRW:  | Chang | CHKD | Young | MATL:  | Chu Chi | DATE  | 15.06.2009 |
| APPD: | Pong  |      |       | FINISH | Vienna  | Sheet | 2 from 2   |