



DISCRIPTION

FEATURES

Excellent solderability and high heat resistance.
 Excellent terminal strength construction.
 Packed in embossed carrier tape and can be used by automatic mountic machine.

OPTIONS

Tape & Reel is Standard
 Bulk Packing Available for smaller quantities
 Tolerance: K=10% is Standard

APPLICATIONS

VCR
 OA equipment
 LCD television set notebook
 DC to DC converters
 DC to AC inverters

PHYSICAL CHARACTERISTICS

- Inductance is measured by LCR-meter 4284A/4286A (HP) or equivalent
- DC Resistance is measured by HP4338B Milliohms Meter or equivalent
- Rated current is measured by LCR-meter 3260B (WK) & DC Bias 3265B(WK) at 1.0KHz/1.0V
- Maximum allowable DC current is that which causes a 10% inductance reduction from the initial value, or coil temperature to rise by 40°C, whichever is smaller. (Reference ambient temperature 20°C).
- Operating temperature -55°C ~ +125°C
- All test data is referenced to 25°C ambient

ELECTRICAL SPECIFICATIONS

Properties	Test conditions		Value	Unit	Tol.
Inductance		L	1,0	mH	see Site 2
Q factor		Q	---		min.
DC-resistance		DCR typ.	---	Ω	typ.
DC-resistance		DCR max.	15,25	Ω	max.
Self-Res. Freq.		SRF	---	Mhz	min.
Test-Freq.			0,001	Mhz	
Rated Current		IDC	0,11	A	max.
Saturation Current		Isat	---	A	typ.

1. This electronic component is meant to be used in general electronic equipment. Before the incorporation of this component into any equipment with higher and more reliable requirements such as aviation, aerospace, submarine, nuclear control, transportation, transportation signal, disaster prevention, medical, public information network, etc. or if there is a possibility of injuries or damages to the human body, Edcon -Components must be informed before the stage of design-in. Evaluation checks for safety have to be performed on each electronic components used in electrical circuits that require high safety and reliability functions.

HIGH CURRENT SMT Power INDUCTOR

Part No.: **S18014-102**

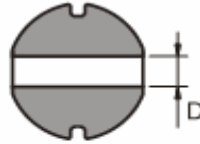

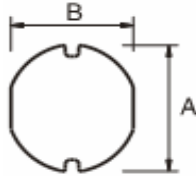
Customer:

DRW:	Chang	CHKD	Young	MATL:	Chu Chi	DATE	15.06.2009
APPD:	Pong			FINISH	Vienna	Sheet	1 from 2



TECHNICAL INFORMATIONS

Dimensions (mm)



A	5,8 ± 0,3
B	5,2 ± 0,3
C	2,0 ± 0,3
D	1,5

Ordering Information

Serie and Range
S18014-102

Tolerance	ROHS	Packing
K	R	TR
K = 10%	R = ROHS N = non ROHS	BU = Bulk Ware TR = Tape Reel

Soldering Profile for Lead Free Soldering 235-240°C



Soldering Profile for Lead Free Soldering 255-260°C



1. This electronic component is meant to be used in general electronic equipment. Before the incorporation of this component into any equipment with higher and more reliable requirements such as aviation, aerospace, submarine, nuclear control, transportation, transportation signal, disaster prevention, medical, public information network, etc. or if there is a possibility of injuries or damages to the human body, Edcon -Components must be informed before the stage of design-in. Evaluation checks for safety have to be performed on each electronic components used in electrical circuits that require high safety and reliability functions.

HIGH CURRENT SMT Power INDUCTOR

Part No.: **S18014-102**

Customer:

DRW:	Chang	CHKD	Young	MATL:	Chu Chi	DATE	15.06.2009
APPD:	Pong			FINISH	Vienna	Sheet	2 from 2