



DISCRIPTION

FEATURES

World's thinnest power inductor
 - only 1 mm high
 Low profile very effective in space-conscious applications.
 Low resistance and high energy storage.
 Ceramic cover provides the best possible surface for pick and place handling

OPTIONS

Tape & Reel is Standard
 Bulk Packing Available for smaller quantities
 Tolerance: M=20% is Standard

APPLICATIONS

DC-DC Converter
 Notebook
 PDA
 Mobile Hand-Phone
 Step-down Converters
 Flash Memory

PHYSICAL CHARACTERISTICS

- Inductance tested at 100 kHz, 0,1 Vrms, 0 Adc at 4284A (HP) LCR meter or equivalent.
- Isat : DC current at which the inductance drops 10% (typ) from its value without current.
- Irms : Average current for 15°C temperature rise from 25°C ambient.
- Operating temperature range -40°C ~ +85°C.
- Electrical specifications at 25°C.

ELECTRICAL SPECIFICATIONS

Properties	Test conditions		Value	Unit	Tol.
Inductance		L	33	μ H	see Site 2
Q factor		Q	---		min.
DC-resistance		DCR typ.	---	Ω	typ.
DC-resistance		DCR max.	1,3	Ω	max.
Self-Res. Freq.		SRF	29	Mhz	min.
Test-Freq.			---	Mhz	
Rated Current		Irms	420	mA	max.
Saturation Current		Isat	400	mA	typ.

1. This electronic component is meant to be used in general electronic equipment. Before the incorporation of this component into any equipment with higher and more reliable requirements such as aviation, aerospace, submarine, nuclear control, transportation, transportation signal, disaster prevention, medical, public information network, etc. or if there is a possibility of injuries or damages to the human body, Edcon -Components must be informed before the stage of design-in. Evaluation checks for safety have to be performed on each electronic components used in electrical circuits that require high safety and reliability functions.

SMT Unshielded Power Inductor

Part No.: **S16001-330**

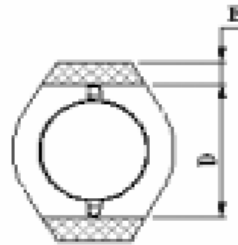
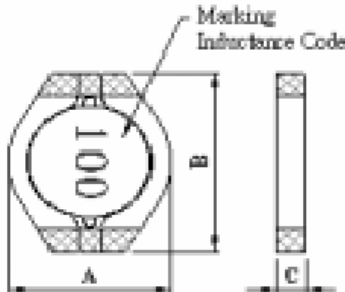
Customer:

DRW:	Chang	CHKD	Young	MATL:	Chu Chi	DATE	11.06.2009
APPD:	Pong			FINISH	Vienna	Sheet	1 from 2



TECHNICAL INFORMATIONS

Dimensions (mm)



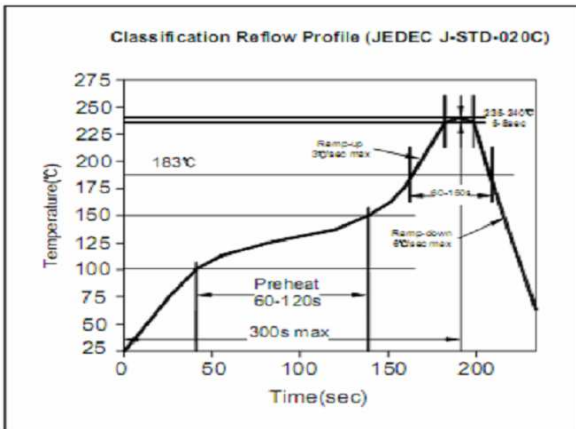
- A** 5,50 max
- B** 6,60 max
- C** 1,15 max
- D** 4,90 ± 0,15
- E** 0,75 ± 0,30

Ordering Information

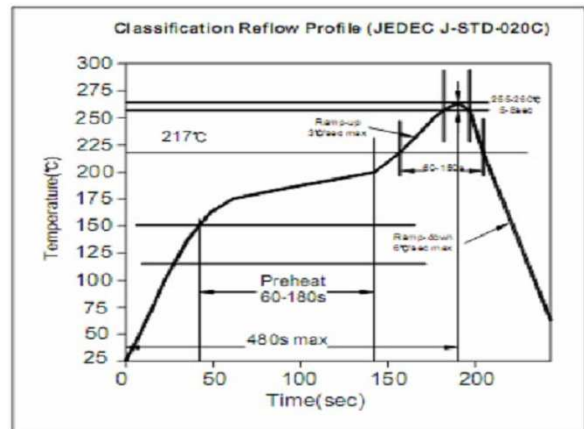
Serie and Range
S16001-330

Tolerance	ROHS	Packing
M	R	TR
M = 20%	R = ROHS	BU = Bulk Ware
	N = non ROHS	TR = Tape Reel

**Soldering Profile for Lead Free Soldering
 235-240°C**



**Soldering Profile for Lead Free Soldering
 255-260°C**



1. This electronic component is meant to be used in general electronic equipment. Before the incorporation of this component into any equipment with higher and more reliable requirements such as aviation, aerospace, submarine, nuclear control, transportation, transportation signal, disaster prevention, medical, public information network, etc. or if there is a possibility of injuries or damages to the human body, Edcon-Components must be informed before the stage of design-in. Evaluation checks for safety have to be performed on each electronic components used in electrical circuits that require high safety and reliability functions.

**SMT Unshielded
 Power Inductor**

Part No.: **S16001-330**
 Customer:

DRW:	Chang	CHKD	Young	MATL:	Chu Chi	DATE	11.06.2009
APPD:	Pong			FINISH	Vienna	Sheet	2 from 2