



Technical Specification

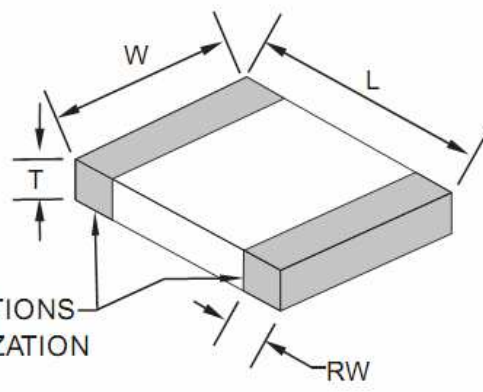
Features

- Closed magnetic circuit structure allows high density mounting on a pcb board, mounting while preventing crosswalk.
- Extremely high reliability due to entirely monolithic construction.
- Low DC resistance structure of electronic to prevent wasteful electric power consumption.
- High speed and wide band application.

Applications

Personal Computers, communications equipment, digital telephones, electronic games machine, CRTs, Hard disk drive, cellular phones, PDAs, Printers, High current DC lines and other computer peripheral products.

Dimensions



TERMINATIONS
 (METALLIZATION
 BANDS)

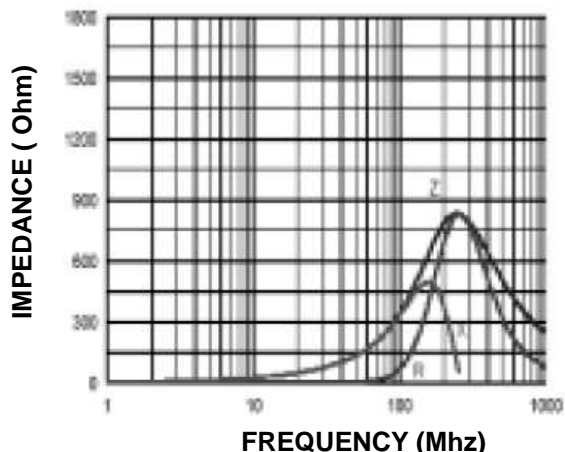
Chip Dimensions

L (mm)	W (mm)	T (mm)	RW (mm)
2,00 +/-0,2	1,2 +/-0,2	0,9 +/-0,2	0,5 +/-0,3

Test conditions

Specifications	Test Conditions		Value	Unit	Tol.
Impedance	100Mhz	Z	300	Ω	+/- 25%
Max. Impedance		Z		Ω	typ.
DC-Resistance		R _{DC}	0,35	Ω	max.
Rated Current		I _{DC}	400	mA	max.

Typical Impedance v.s. Frequency Curve:



Ferrit Chip Bead Size 0805

Serie No.: **G12010**

Customer:

DRW:	Johnny	CHKD	Carlo	MATL:	Wor	DATE	06.06.2009
APPD:	Elva			FINISH	Vienna	Sheet	1 from 2



P.C.B. Layout Dimension

	(mm)
A	1,2
B	3,0 ~ 4,0
C	1,0

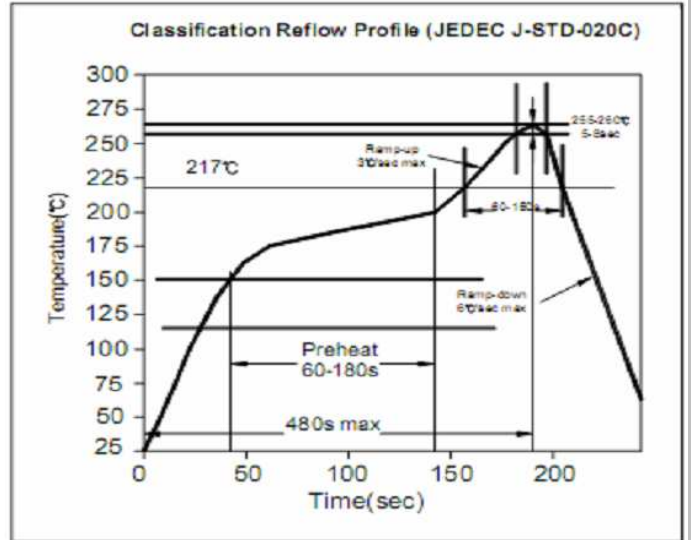


Soldering Profile

Soldering Profile for Lead Soldering



Soldering Profile for Lead Free Soldering



Ordering Information

Serie	Impedance	Tolerance	Current	ROHS	Packing
G12010	301	N	401	R	TRxxx

301= 300 Ohm	N= Tolerance 25%	401= 0,4A	R= ROHS conform	BU101= Bulk Ware 100PCS
			N=NON ROHS conform	TRxxx= Tape/Reel xxxxPCS

Ferrit Chip Bead Size 0805

Serie No.: **G12010**

Customer:

DRW:	Johnny	CHKD	Carlo	MATL:	Wor	DATE	06.06.2007
APPD:	Elva			FINISH	Vienna	Sheet	2 from 2