



**Technical Specification**

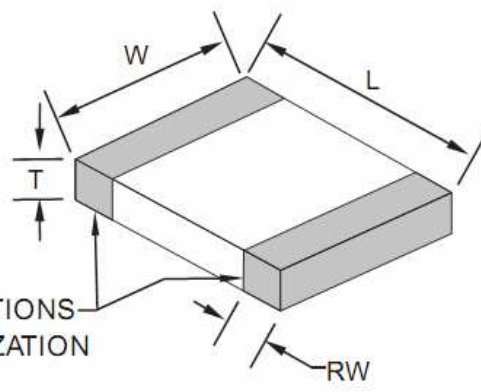
**Features**

- Closed magnetic circuit structure allows high density mounting on a pcb board, mounting while preventing crosswalk.
- Extremely high reliability due to entirely monolithic construction.
- Low DC resistance structure of electronic to prevent wasteful electric power consumption.
- High current application rating up to 6A look at size.

**Applications**

Personal Computers, communications equipment, digital telephones, electronic games machine, CRTs, Hard disk drive, cellular phones, PDAs, Printers, High current DC lines and other computer peripheral products.

**Dimensions**



TERMINATIONS  
(METALLIZATION  
BANDS)

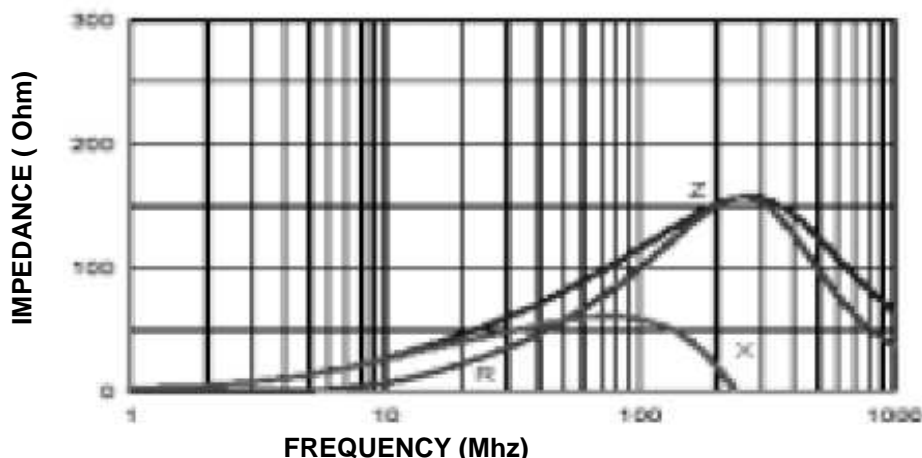
**Chip Dimensions**

L (mm)	W (mm)	T (mm)	RW (mm)
2,00 +/-0,2	1,2 +/-0,2	0,9 +/-0,2	0,5 +/-0,3

**Test conditions**

Specifications	Test Conditions		Value	Unit	Tol.
Impedance	<b>100Mhz</b>	Z	<b>100</b>	$\Omega$	<b>+/- 25%</b>
Max. Impedance		Z		$\Omega$	typ.
DC-Resistance		R <sub>DC</sub>	<b>0,15</b>	$\Omega$	max.
Rated Current		I <sub>DC</sub>	<b>1000</b>	mA	max.

**Typical Impedance v.s. Frequency Curve:**



**Ferrite Chip Bead Size 0805  
High Current**

Serie No.: **G12002**  
Customer:

DRW:	Johnny	CHKD	Carlo	MATL:	Wor	DATE	10.12.2012
APPD:	Elva			FINISH	Vienna	Sheet	1 from 2



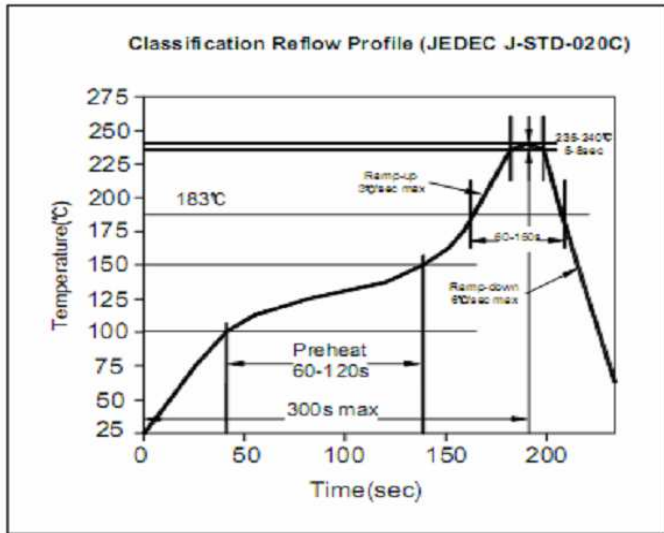
**P.C.B. Layout Dimension**

	(mm)
A	1,2
B	3,0 ~ 4,0
C	1,0



**Soldering Profile**

**Soldering Profile for Lead Soldering**



**Soldering Profile for Lead Free Soldering**



**Ordering Information**

Serie	Impedance	Tolerance	Current	ROHS	Packing
G12002	101	N	102	R	TRxxx

101= 100 Ohm	N= Tolerance 25%	102= 1,0A	R= ROHS conform	BU101= Bulk Ware 100PCS
			N=NON ROHS conform	TRxxx= Tape/Reel xxxPCS

**Ferrit Chip Bead Size 0805 High Current**

Serie No.:	G12002
Customer:	

DRW:	Johnny	CHKD	Carlo	MATL:	Wor	DATE	10.12.2012
APPD:	Elva			FINISH	Vienna	Sheet	2 from 2