



### Technical Specification

#### Features

Closed magnetic circuit structure allows high density mounting on a pcb board, mounting while preventing crosswalk.

Extremely high reliability due to entirely monolithic construction.

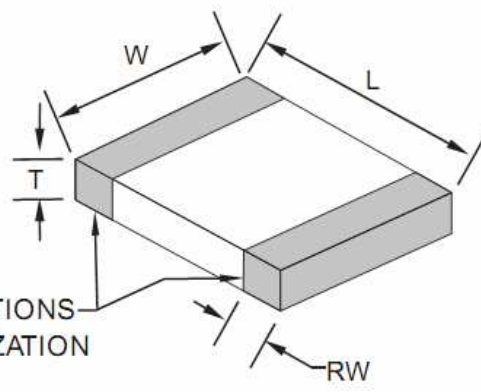
Low DC resistance structure of electronic to prevent wasteful electric power consumption.

High current application rating up to 6A look at size.

#### Applications

Personal Computers, communications equipment, digital telephones, electronic games machine, CRTs, Hard disk drive, cellular phones, PDAs, Printers, High current DC lines and other computer peripheral products.

#### Dimensions



TERMINATIONS  
(METALLIZATION  
BANDS)

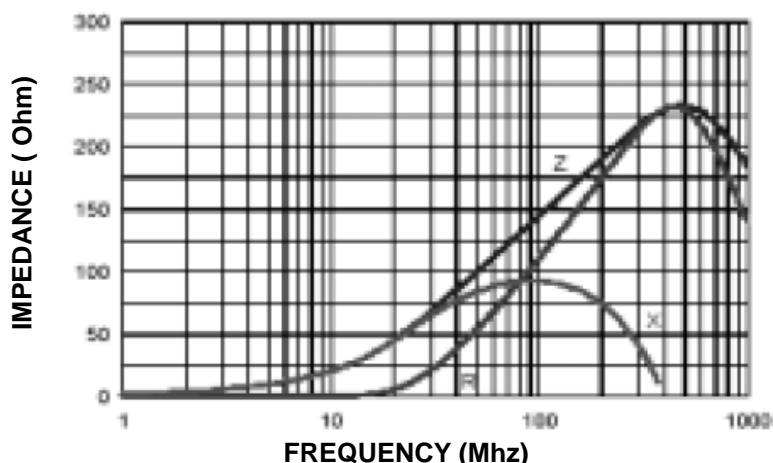
#### Chip Dimensions

L (mm)	W (mm)	T (mm)	RW (mm)
1,60 +/-0,2	0,8 +/-0,2	0,8 +/-0,2	0,3 +/-0,2

#### Test conditions

Specifications	Test Conditions		Value	Unit	Tol.
Impedance	<b>100Mhz</b>	Z	<b>150</b>	$\Omega$	+/- 25%
Max. Impedance		Z		$\Omega$	typ.
DC-Resistance		R <sub>DC</sub>	<b>0,10</b>	$\Omega$	max.
Rated Current		I <sub>DC</sub>	<b>2000</b>	mA	max.

Typical Impedance v.s. Frequency Curve:



#### Ferrite Chip Bead Size 0603 High Current

Serie No.: **G12001**

Customer:

DRW:	Johnny	CHKD	Carlo	MATL:	Wor	DATE	06.06.2009
APPD:	Elva			FINISH	Vienna	Sheet	1 from 2



**P.C.B. Layout Dimension**

	(mm)
A	0,7
B	2,2 ~ 2,6
C	0,7

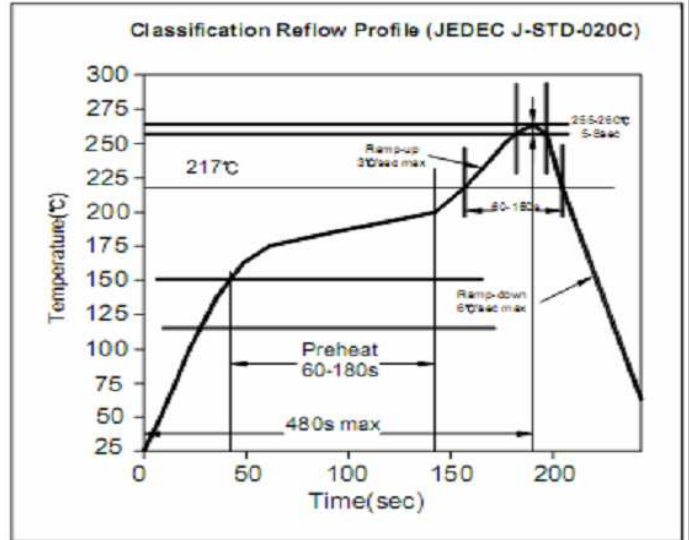


**Soldering Profile**

**Soldering Profile for Lead Soldering**



**Soldering Profile for Lead Free Soldering**



**Ordering Information**

Serie	Impedance	Tolerance	Current	ROHS	Packing
G12001	151	N	202	R	TRxxx

151= 150 Ohm	N= Tolerance 25%	202= 2,0A	R= ROHS conform	BU101= Bulk Ware 100PCS
			N=NON ROHS conform	TRxxx= Tape/Reel xxxxPCS

**Ferrit Chip Bead Size 0603 High Current**

Serie No.:	G12001
Customer:	

DRW:	Johnny	CHKD	Carlo	MATL:	Wor	DATE	06.06.2007
APPD:	Elva			FINISH	Vienna	Sheet	2 from 2