

Features:

- 10.20mm (0.40") Three digit numeric display series.
- Standard brightness.
- Low current operation.
- Excellent character appearance.
- Easy mounting on P.C.boards or sockets.
- I.C.compatible.

Part No.:

Common Cathode	Iv TYP.(mcd)	Common Anode	Iv TYP.(mcd)
EYT-4032AH-XX	8	EYT-4032BH-XX	8
EYT-4032AS-XX	56	EYT-4032BS-XX	56
EYT-4032AD-XX	96	EYT-4032BD-XX	96
EYT-4032AUR-XX	112	EYT-4032BUR-XX	112
EYT-4032AE-XX	40	EYT-4032BE-XX	40
EYT-4032AY-XX	32	EYT-4032BY-XX	32
EYT-4032AG-XX	40	EYT-4032BG-XX	40

Description:

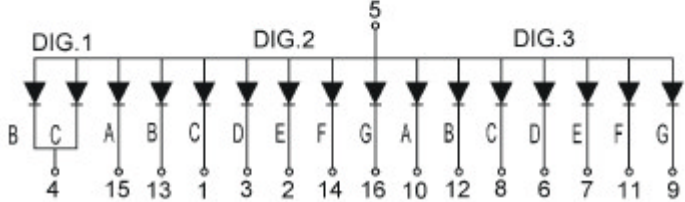
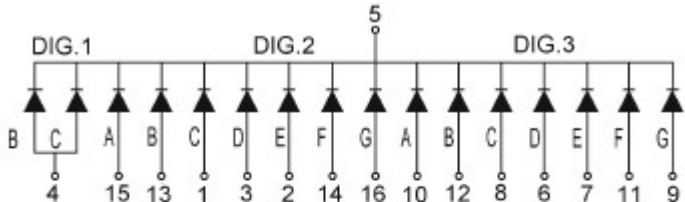
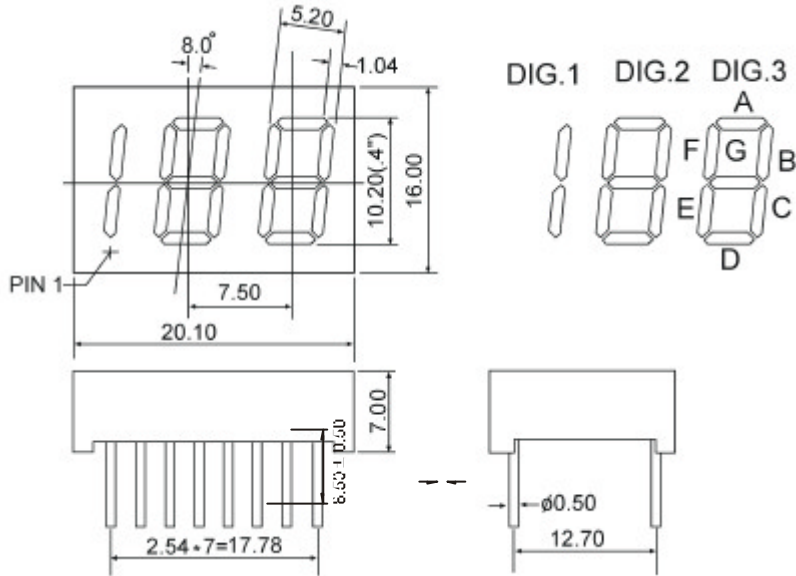
- Color Code & Chip characteristics: (Test Condition: IF=20mA)

Emitting Color	Dice Material	Peak Wave Length (λ P)	Spectral Line halfwidth(λ 1/2)	Forward Voltage(VF) Unit:V		Luminous Intensity (Iv) Unit:ucd
				Typ	Max	
H Red	GaP/GaP	700nm	90nm	2.25	2.60	500
S Hi Red	GaAlAs/GaAs,SH	660nm	20nm	1.85	2.20	3500
D Super Red	GaAlAs/GaAs,DH	660nm	20nm	1.85	2.20	6000
UR Ultra Red	GaAlAs/GaAs,DD H	660nm	20nm	1.85	2.20	7000
E Orange	GaAsP/GaP	635nm	35nm	2.10	2.50	2500
Y Yellow	GaAsP/GaP	585nm	35nm	2.10	2.50	2000
G Green	GaP/GaP	570nm	30nm	2.20	2.50	2500

- -XX: Surface / Lens color :

Number	0	1	2	3	4	5
Ref Surface Color	White	Black	Gray	Red	Green	
Epoxy Color	Water clear	White diffused	Red Diffused	Green Diffused	Yellow Diffused	

Package configuration & Internal circuit diagram:



Notes:

- All dimensions are in millimeters (inches)
- Tolerance is $\pm 0.25(0.01)$ unless otherwise noted.
- Specifications are subject to change without notice.

Electrical-optical characteristics: (Ta=25)

Parameter	Symbol	GaP(Red)	AlGaAs	GaAsP	GaP(Green)	Unit
Power Dissipation	P_{ad}	40	60	80	80	mW
Peak Forward Current *	I_{pf}	50	150	150	150	mA
Continuous Forward Current	I_{af}	15	25	30	30	mA

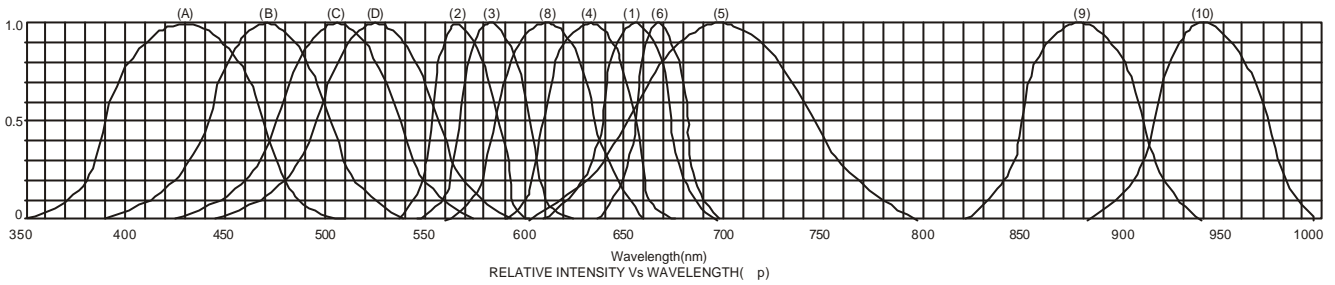
Notes:

- * Test Condition = Duty 0.1,10KHZ

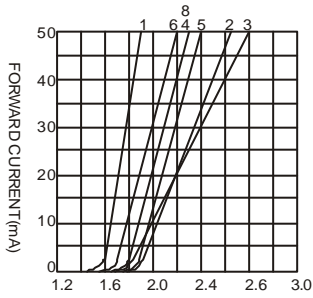
Absolute maximum ratings (Ta=25)

Reverse Voltage	5V
Reverse Current	20 μ A
Operating Temperature Range	-40 to+85
Storage Temperature Range	-40 to+85
Lead Solder Temperature (1.6mm(1/16")from body)	230 for 5 Seconds

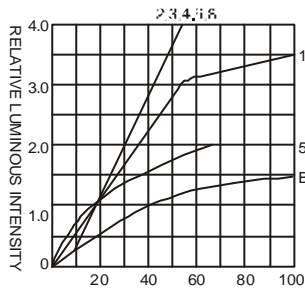
Typical electrical-optical characteristics curves:



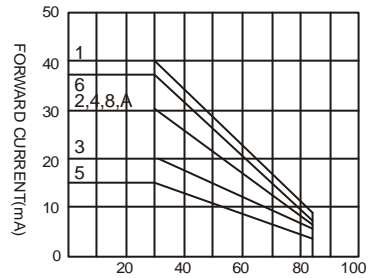
- (1) - GaAsP/GaAs 655nm/Red
- (2) - GaP 570nm/Yellow Green
- (3) - GaAsP/GaP 585nm/Yellow
- (4) - GaAsP/GaP 635nm/Orange & Hi-Eff Red
- (5) - GaP 700nm/Bright Red
- (6) - GaAlAs/GaAs 660nm/Super Red
- (8) - GaAsP/GaP 610nm/Super Red
- (9) - GaAlAs 880nm
- (10) - GaAs/GaAs & GaAlAs/GaAs 940nm
- (A) - GaN/SiC 430nm/Blue
- (B) - InGaN/SiC 470nm/Blue
- (C) - InGaN/SiC 505nm/Ultra Green
- (D) - InGaAl/SiC 525nm/Ultra Green



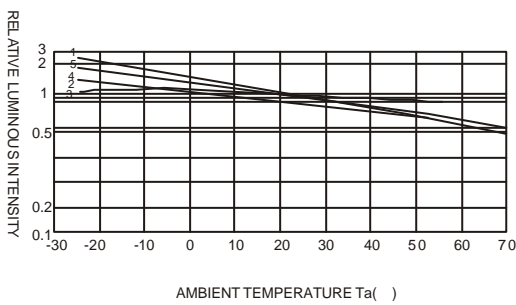
FORWARD VOLTAGE (Vf)
FORWARD CURRENT VS.
FORWARD VOLTAGE



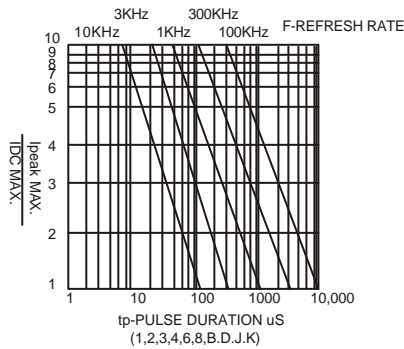
FORWARD CURRENT (mA)
RELATIVE LUMINOUS
INTENSITY VS. FORWARD
CURRENT



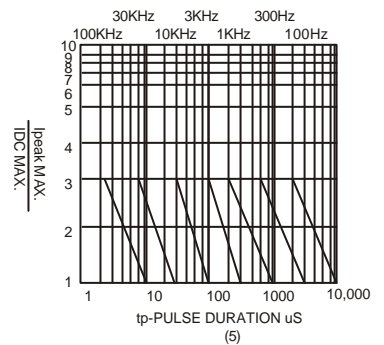
AMBIENT TEMPERATURE Ta(°C)
FORWARD CURRENT VS. AMBIENT
TEMPERATURE



AMBIENT TEMPERATURE Ta(°C)



tp-PULSE DURATION μ S
(1,2,3,4,6,8,B,D,J,K)



tp-PULSE DURATION μ S
(5)

NOTE:25 free air temperature unless otherwise specified