

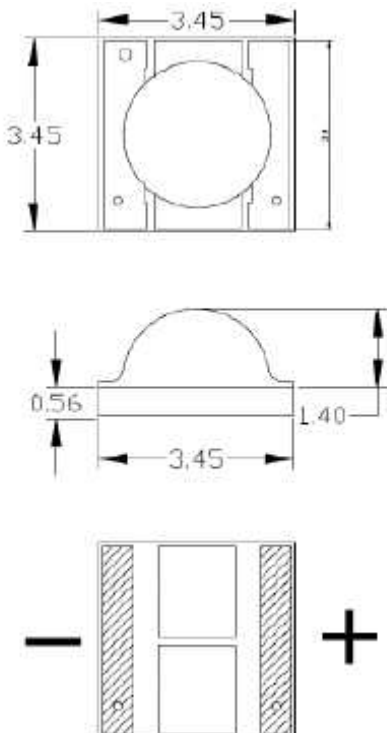
Applications

- Reading lights (car, bus, aircraft)
- LCD Backlights / light Guides
- Fiberoptic alternative / Decorative / Entertainment
- Indoor / Outdoor commercial and Residential Architectural
- Mini-a ccent / Up lighters / Down Lighters / Orientation
- Cove / Under shell / Task
- Bollards / Security / Garden Applications
- Portable Flashlight / Bicycle
- Edge lit signs / Stop tail turn, SHMSL Mirror-Side Repeat
- Traffic signaling / Beacons / Railcrossing and Wayside

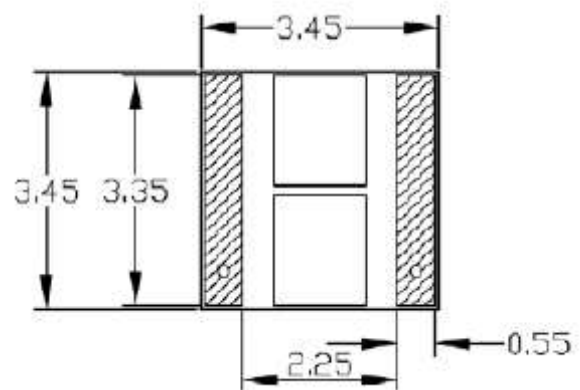
Features

- Long operating life
- highest flux
- Lambertian radition pattern
- More energy efficient than incandescent and most halogen lamps
- Available in White
- Low Voltage DC operated
- Cool beam, safe to the touch
- Instant light (less than 100ns)
- Fully dimmable
- NO UV

Technical Drawing



Recommended Soldering Pattern




Notes :

All dimensions in mm tolerance is $\pm 0.1\text{mm}$ unless otherwise noted.

1Watt 3,5x3,5mm LED White	
Part No.:	M11F3001
Customer:	

DRW:	Dong	CHKD	Chang	MATL:	Chui	DATE	31.01.2011
APPD:	Ping			FINISH	Hui	Sheet	1 from 9

Copyright by EDCON-COMPONENTS



Typical Optical / Electrical Characteristics @ Ta=25°C

Item	symbol	Condition	Min	Typ	Max.	Unit
Forward Voltage	VF	IF=350mA	3,0	3,4	4,0	V
Reverse Current	IR	VR=5V			50	µA
50% Power Angle	2Ø _{1/2}	IF=350mA	110	120	130	deg
Luminous Intensity	ØV	IF=350mA	80	90	100	LM
Recommend Forward Current	IF			350		mA
Chromaticity	TC	IF=350mA	--	6500		K
Thermal Resistance, Junction to case	R _{jp}	IF=350mA		10		°C/W

Notes

- 1 Tolerance of measurement of forward voltage ± 0,1V
- 2 Tolerance of measurement of peak Wavelength ± 2,0nm
- 3 Tolerance of measurement of luminous intensity ± 15%

Absolute Maximum Rating

Item	symbol	Absolute Maximum Rating	Unit
Forward Current	IF	350	mA
Peak Forward Current	IFD	500	mA
Reverse Voltage	VR	5	V
Power Dissipation	PD	1000	mW
Operating Temperature	Topr	. -30°C to + 80°C	
Electrostatic discharge	ESD	±2000	V
Storage Temperature	Tstg	. -40°C to +100°C	
Lead Soldering Temperature	Tsol	260°C for 3 seconds max.	

IFP Conditions: Pulse Width: ≤ 10msec duty ≤ 1/10

All High Power emitter LED Products mounted on aluminium metal-core printing circuit board, can be lighted directly, but we do not recommend lighting the high power products for more than 5 seconds without a directly, but we do not recommend lighting the high power products for more than 5 seconds without a appropriate heat dissipation equipment.


Re-flow, wave peak and soak-stannum soldering etc. is not suitable for this products.

Suggest to solder it by professional high power LED soldering machine.

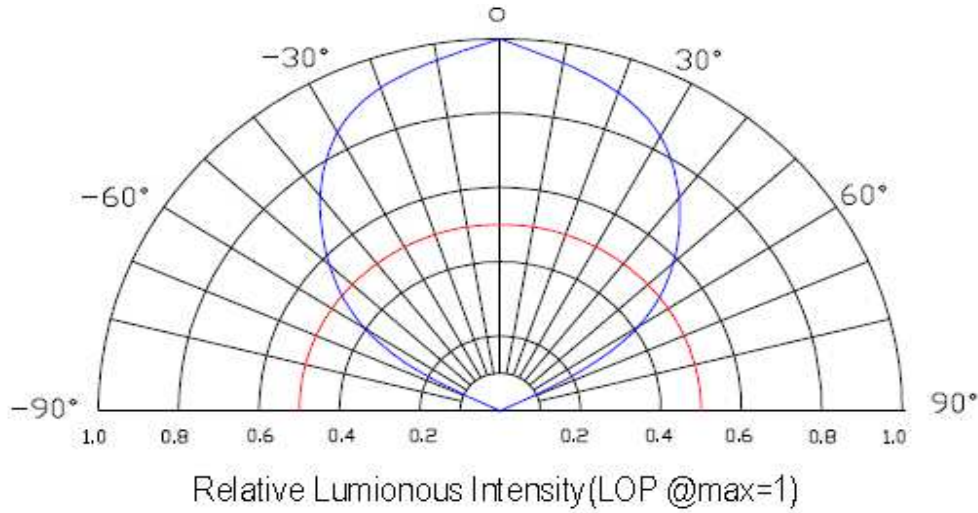
Can use invariable - temperature searing-iron with soldering condition: ≤260°C for 3 seconds max.

1Watt 3,5x3,5mm LED White	
Part No.:	M11F3001
Customer:	

DRW:	Dong	CHKD	Chang	MATL:	Chui	DATE	31.01.2011
APPD:	Ping			FINISH	Hui	Sheet	2 from 9

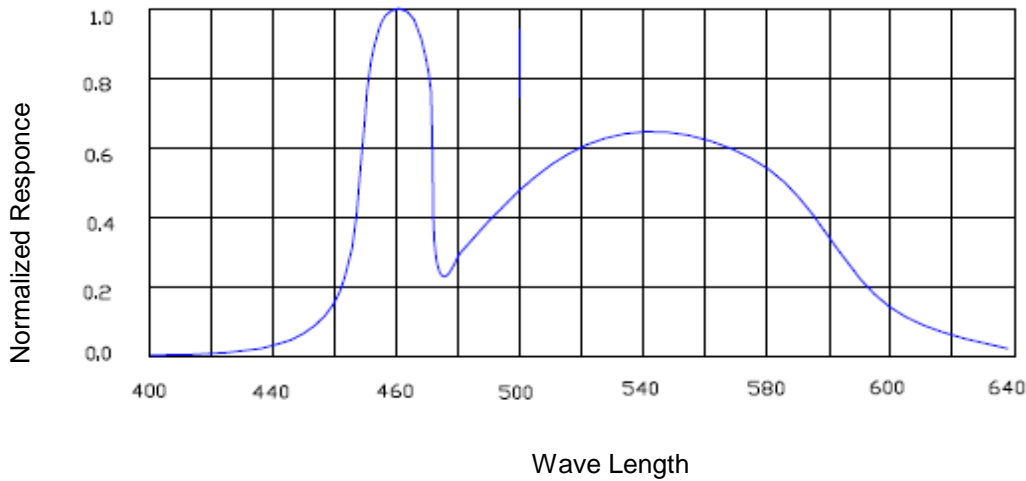


Directive Characteristics

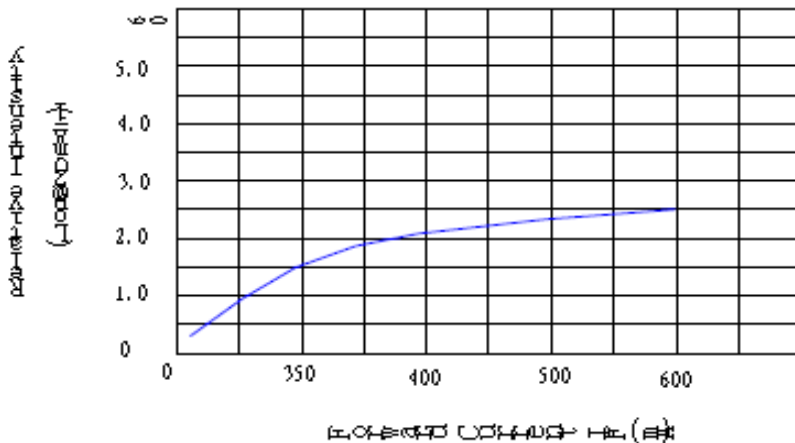


Typical optical / Electrical Characteristics Curves (Tj=25°C Unless Otherwise Noted)

Spectral Reduance




VS FORWARD CURRENT



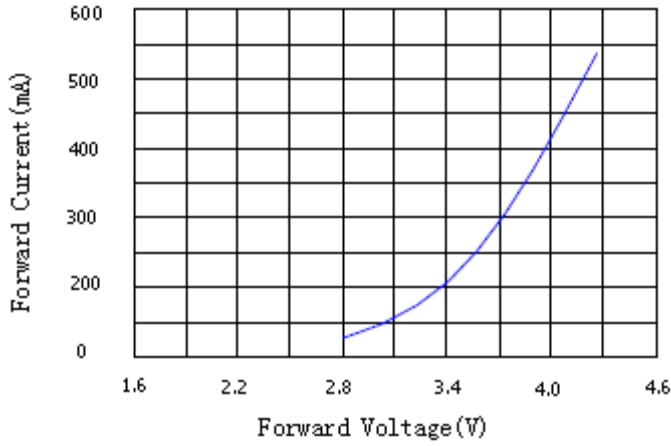
1Watt 3,5x3,5mm LED White	
Part No.:	M11F3001
Customer:	

DRW:	Dong	CHKD	Chang	MATL:	Chui	DATE	31.01.2011
APPD:	Ping			FINISH	Hui	Sheet	3 from 9

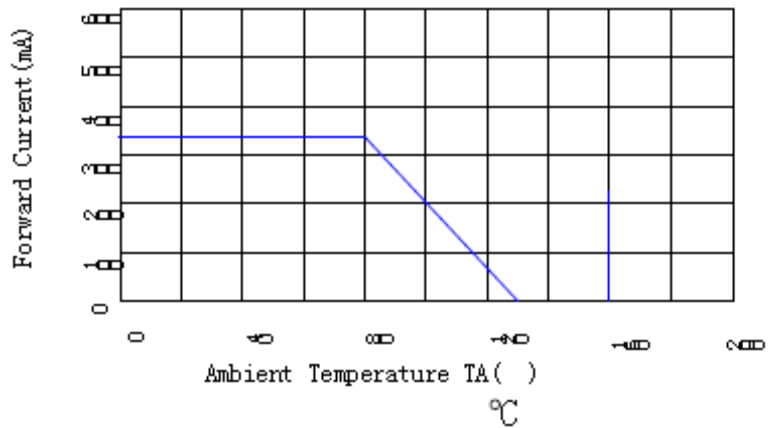


Typical optical / Electrical Characteristics Curves (T_j=25°C Unless Otherwise Noted)

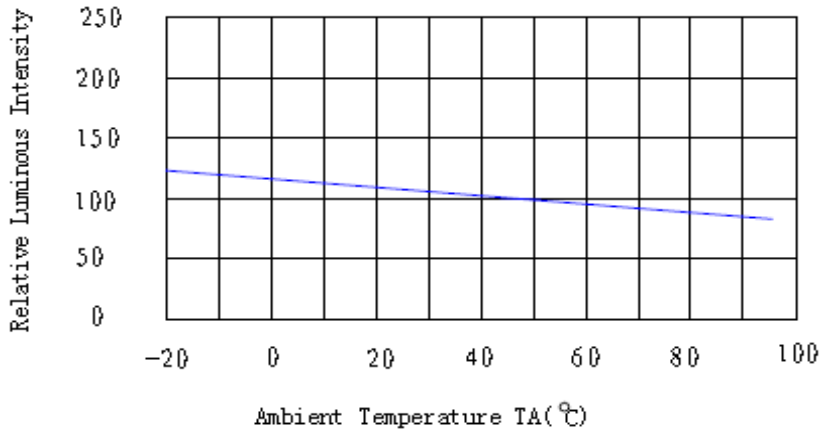
Forward Current Vs
 Forward Voltage



Forward Current Derating Curve




EDCON COMPONENTS, S.R.L.
 Via Salaria, 1000 - 00198 Roma - Italy



1Watt 3,5x3,5mm LED White	
Part No.:	M11F3001
Customer:	

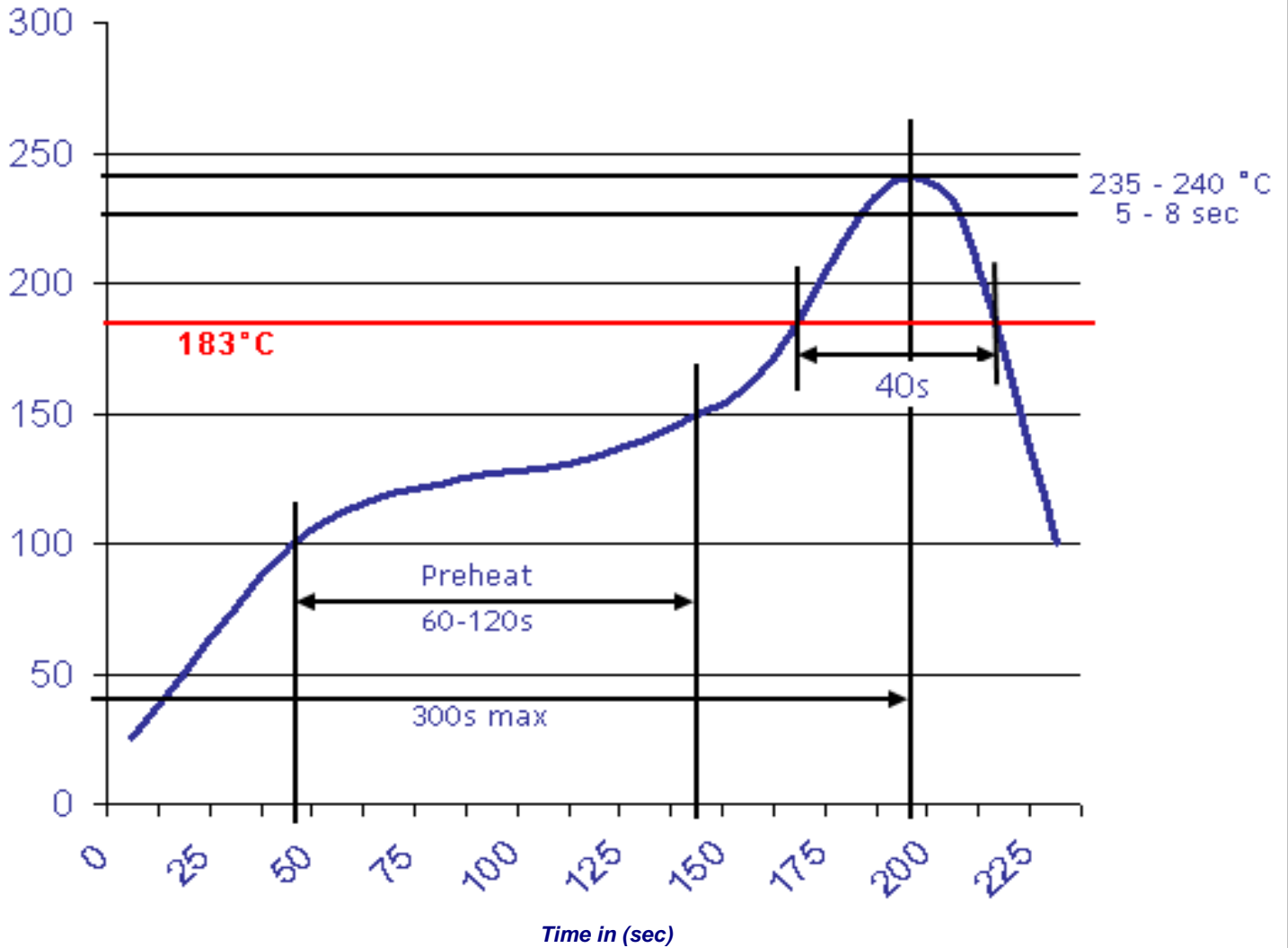
DRW:	Dong	CHKD	Chang	MATL:	Chui	DATE	31.01.2011
APPD:	Ping			FINISH	Hui	Sheet	4 from 9



Solder Condition


Lead Free Solder

Classification Reflow Profile (JEDEC J-STD-020C)



1Watt 3,5x3,5mm LED White	
Part No.:	M11F3001
Customer:	

DRW:	Dong	CHKD	Chang	MATL:	Chui	DATE	31.01.2011
APPD:	Ping			FINISH	Hui	Sheet	5 from 9



Packing Specifications




Reel Specifications



1Watt 3,5x3,5mm LED White	
Part No.:	M11F3001
Customer:	

DRW:	Dong	CHKD	Chang	MATL:	Chui	DATE	31.01.2011
APPD:	Ping			FINISH	Hui	Sheet	6 from 9



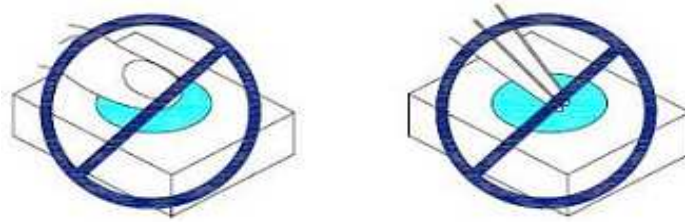
Handling Precautions

Compare to epoxy encapsulant that is hard and brittle, silicone is softer and flexible. Although its characteristic significantly reduces thermal stress, it is more susceptible to damage by external mechanical force. As a result, special handling precautions need to be observed during assembly using silicone encapsulated LED products. Failure to comply might lead to damage and premature failure of the LED.

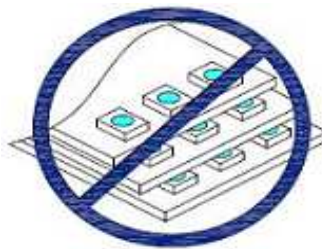
1. Handle the component along the side surfaces by using forceps or appropriate tools



2. Do not directly touch or handle the silicone lens surface. It may damage the internal circuitry.




3. Do not stack together assembled PCBs containing exposed LEDs. Outside impact may scratch the silicone lens or damage the internal circuitry.



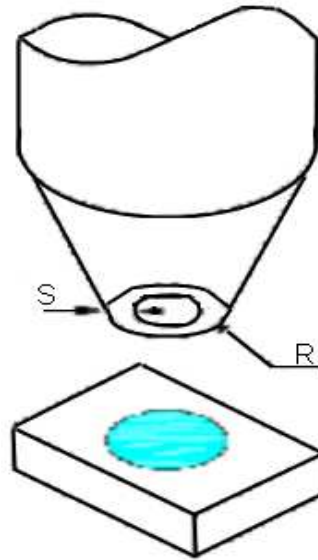
1Watt 3,5x3,5mm LED White	
Part No.:	M11F3001
Customer:	

DRW:	Dong	CHKD	Chang	MATL:	Chui	DATE	31.01.2011
APPD:	Ping			FINISH	Hui	Sheet	7 from 9



Handling Precautions

4. The outer diameter of the TOP LED pickup nozzle should not exceed the size of the LED to prevent air leaks. The inner diameter of the nozzle should be as large as possible.
5. A pliable material is suggested for the nozzle tip to avoid scratching or damaging the LED surface during pickup.
6. The dimensions of the component must be accurately programmed in the pick-and-place machine to insure precise pickup and avoid damage during production.




**1Watt 3,5x3,5mm LED
White**

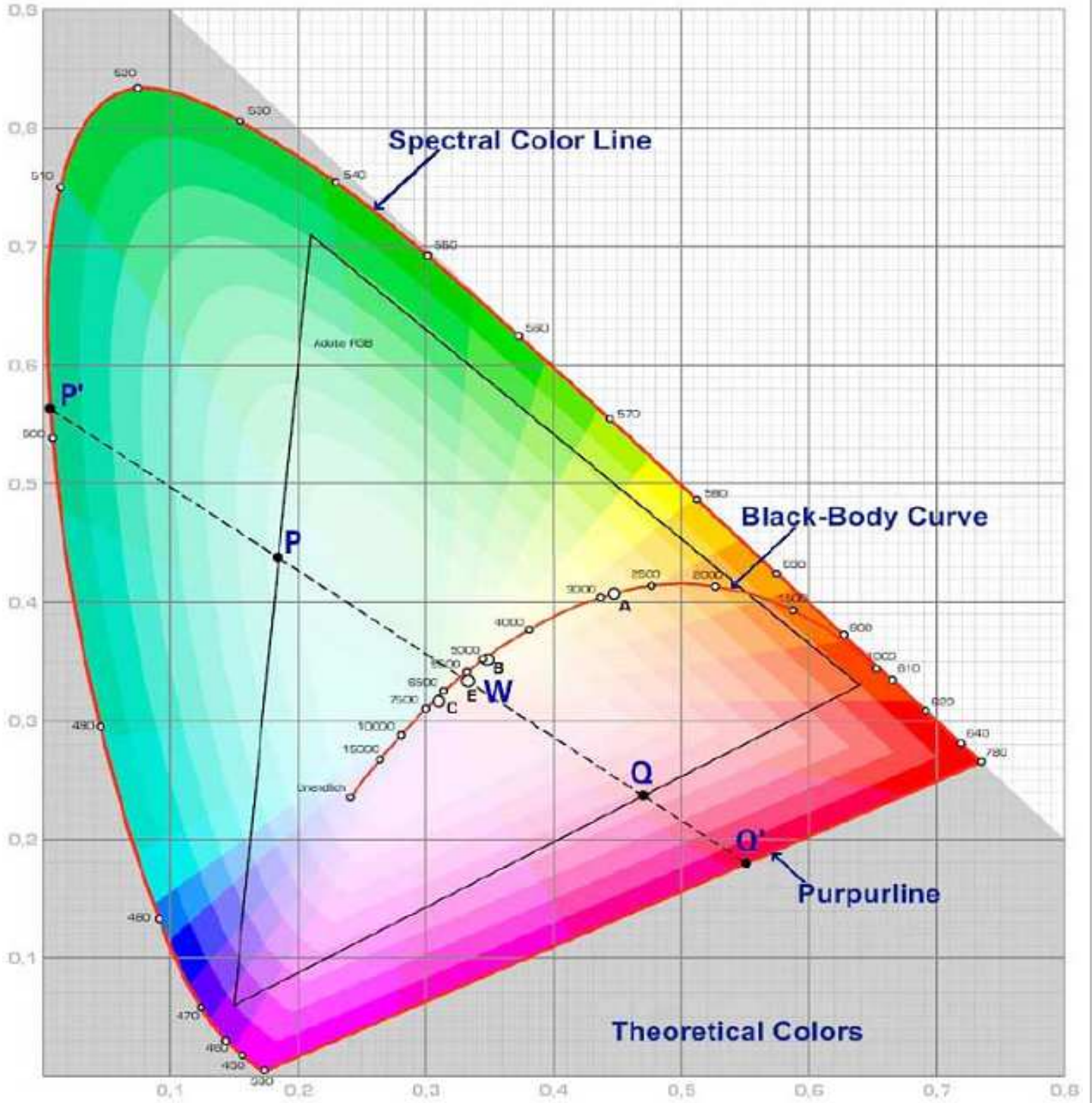
Part No.: **M11F3001**

Customer:

DRW:	Dong	CHKD	Chang	MATL:	Chui	DATE	31.01.2011
APPD:	Ping			FINISH	Hui	Sheet	8 from 9



Color table curve



1Watt 3,5x3,5mm LED White	
Part No.:	M11F3001
Customer:	

DRW:	Dong	CHKD	Chang	MATL:	Chui	DATE	31.01.2011
APPD:	Ping			FINISH	Hui	Sheet	9 from 9