

# Data Sheet

## Elevated Terminal Block

**Pitch: 7,50 mm**

**Serie: A13Q012**

### Customer Information for special Item

**EDCON Customer : 0**

**Customer Version No. : 0**

# EDCON-COMPONENTS



## Technical Discription

## Drawing (Dimension in mm)

### Electrical

Rated Voltage	250 Volt
Rated Current	18A
Wire Range	
Solid Wire	AWG 12~24
Stranged Wire	AWG 12~24
Withstanding Voltage	2,5KV
Insulation Resistance	5000MΩ / 1000V

### Mechanical

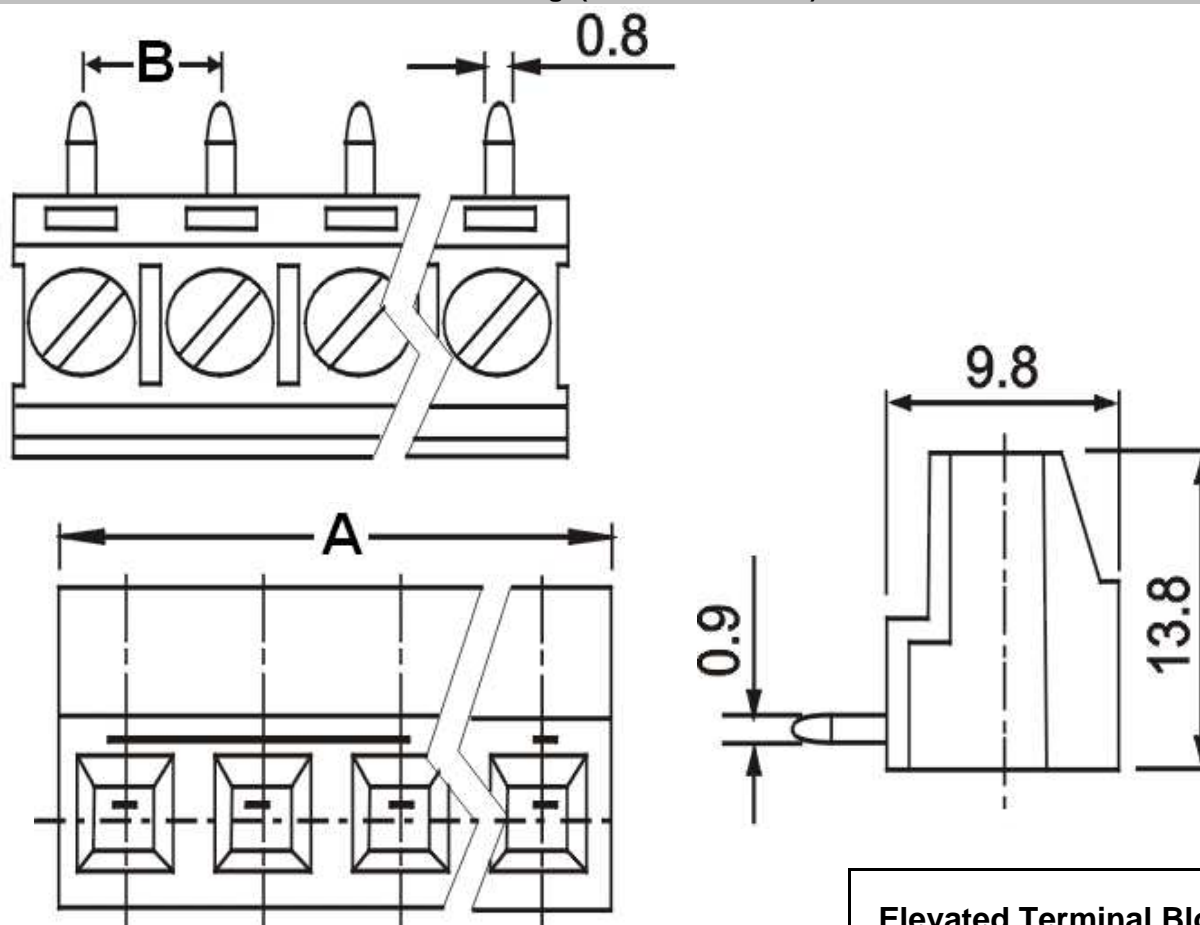
Operating Temperature	-40°C ~ +115°C
Wire Strip Length	7mm

### Dimensions

Pitch (mm)	7,50
Poles	2 + 3Pos. ~ 24 Pos.

### Materials

1 Terminal Housing	Thermoplastic ( UL94V-0)
2 Clamp	Brass Ni, plated
3 Wire guard	Wire guard solder Pin
4 Terminal screw	Steel Zinc plating
5 Terminal Housing Cover	Thermoplastic ( UL94V-0)



### Elevated Terminal Block

Part No.: **A13Q012**

Customer:

DRW:	Jason	CHKD	Wilson	MATL:	Wilson	TOLERANCE	Mason	DATE	12.02.2011
APPD:	Schumi			FINISH	Jamy		Sheet No.	1 from 4	

# EDCON-COMPONENTS



## Dimensions (mm)

No. of Pos.	A	Tol. A	B	Tol. B
02	15,00	± 0,15	7,50	± 0,15
03	22,50	± 0,15	15,00	± 0,15
04	30,00	± 0,15	22,50	± 0,15
05	37,50	± 0,15	30,00	± 0,15
06	45,00	± 0,15	37,50	± 0,15
07	52,50	± 0,25	45,00	± 0,25
08	60,00	± 0,25	52,50	± 0,25
09	67,50	± 0,25	60,00	± 0,25
10	75,00	± 0,25	67,50	± 0,25
11	82,50	± 0,25	75,00	± 0,25
12	90,00	± 0,25	82,50	± 0,25
13	97,50	± 0,35	90,00	± 0,35
14	105,00	± 0,35	97,50	± 0,35
15	112,50	± 0,35	105,00	± 0,35
16	120,00	± 0,35	112,50	± 0,35
17	127,50	± 0,35	120,00	± 0,35
18	135,00	± 0,35	127,50	± 0,35
19	142,50	± 0,35	135,00	± 0,35
20	150,00	± 0,40	142,50	± 0,40
21	157,50	± 0,40	150,00	± 0,40
22	165,00	± 0,40	157,50	± 0,40
23	172,50	± 0,40	165,00	± 0,40
24	180,00	± 0,40	172,50	± 0,40

### Customer Special Information (Picture, Drawing )

### Elevated Terminal Block

Part No.: **A13Q012**

Customer:

DRW:	Jason	CHKD	Wilson	MATL:	Wilson	TOLERANCE	Mason	DATE	12.02.2011
APPD:	Schumi			FINISH	Jamy		Sheet No.	2 from 4	



# EDCON-COMPONENTS



## Ordering Informations

Serie	No. of Pos.	Body Color	No Function	Approval Code	ROHS	Packing	EDCON Cust. No.	Customer Version		
-------	-------------	------------	-------------	---------------	------	---------	-----------------	------------------	--	--

<b>A13Q012</b>	<b>02</b>	<b>PG</b>	<b>A</b>	<b>N</b>	<b>R</b>	<b>B</b>				
----------------	-----------	-----------	----------	----------	----------	----------	--	--	--	--

Pitch 7,50	<b>02</b> = Number of Pos. Standard 2 + 3Pos- ~ 24Pos.	<b>PG</b> = Phoenix Green (Standard) <b>WH</b> = White <b>GN</b> = Green <b>GY</b> = Gray <b>LG</b> = Light Gray <b>OR</b> = Orange <b>BL</b> = Blue <b>BK</b> = Black	<b>A</b> = Slotted Screw Type (Standard)  <b>B</b> = Cross Slotted Screw Type 	<b>N</b> = NON Approval <b>A</b> = UL /UR Approval Please consult EDCON for available <b>B</b> = VDE Approval Please consult EDCON for available <b>C</b> = TÜV Approval Please consult EDCON for available	<b>R</b> = ROHS Conform <b>N</b> = NON ROHS Conform	<b>B</b> = Bulk-Ware <b>I</b> = Individual Package	<b>xxxxxx</b> = Customer Number	<b>xxx</b> = Customer Version ??(Printing)		
---------------	---	---	---	--	--	---	---------------------------------	--	--	--

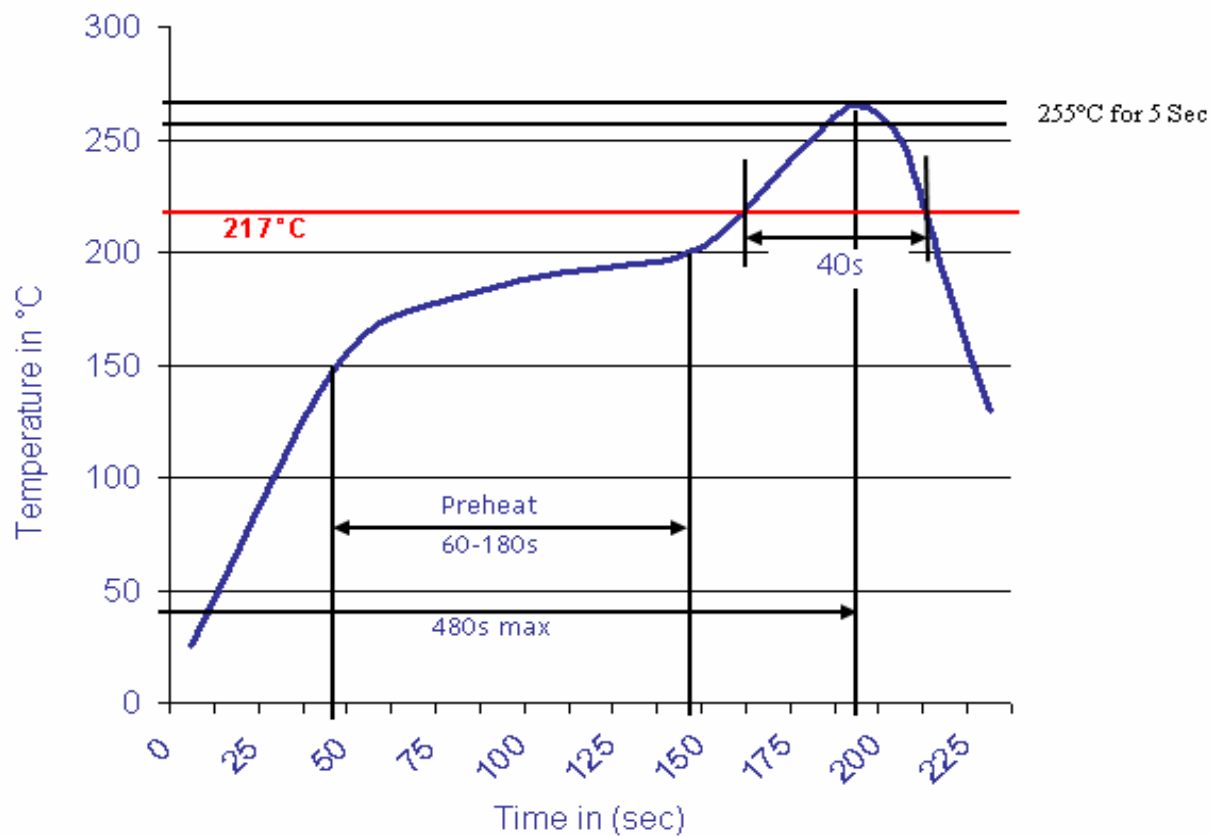
Elevated Terminal Block	
Part No.:	<b>A13Q012</b>
Customer:	

DRW:	Jason	CHKD	Wilson	MATL:	Wilson	TOLERANCE	Mason	DATE	12.02.2011
APPD:	Schumi			FINISH	Jamy		Sheet No.	3 from 4	



Soldering Profile Curve

Classification Reflow Profile (JEDEC J-STD-020C)



<b>Elevated Terminal Block</b>	
Part No.:	<b>A13Q012</b>
Customer:	

DRW:	Jason	CHKD	Wilson	MATL:	Wilson	TOLERANCE	Mason	DATE	12.02.2011
APPD:	Schumi			FINISH	Jamy		Sheet No.	4 from 4	