

# Data Sheet

## Elevated Terminal Block

**Pitch: 5,00 mm**


**Serie: A13L026**

### Customer Information for special Item

**EDCON Customer : 0**

**Customer Version No. : 0**

# EDCON-COMPONENTS



## Technical Description

## Drawing (Dimension in mm)

### Electrical

Rated Voltage	250 Volt
Rated Current	15A
Wire Range	
Solid Wire	AWG 14~26
Stranged Wire	AWG 14~26
Withstanding Voltage	1,6KV
Insulation Resistance	5000MΩ / 1000V

### Mechanical

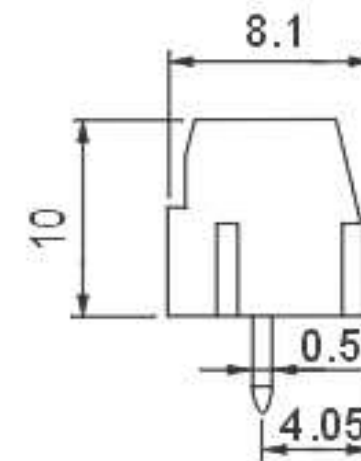
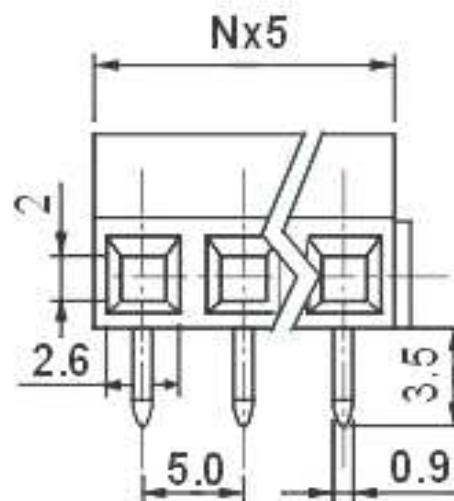
Operating Temperature	-40°C ~ +115°C
Wire Strip Length	6mm

### Dimensions

Pitch (mm)	5,00
Poles	2 + 3Pos. ~ 24 Pos.

### Materials

1 Terminal Housing	Thermoplastic ( UL94V-0)
2 Clamp	Brass Ni, plated
3 Wire guard	Wire guard solder Pin
4 Terminal screw	Steel Zinc plating
5 Terminal Housing Cover	Thermoplastic ( UL94V-0)




### Elevated Terminal Block

Part No.: **A13L026**

Customer:

DRW:	Jason	CHKD	Wilson	MATL:	Wilson	TOLERANCE	Mason	DATE	03.02.2011
APPD:	Schumi			FINISH	Jamy		Sheet No.	1 from 4	

# EDCON-COMPONENTS



## Dimensions (mm)

No. of Pos.	A	Tol. A	B	Tol. B
02	10,00	± 0,15	5,00	± 0,15
03	15,00	± 0,15	10,00	± 0,15
04	20,00	± 0,15	15,00	± 0,15
05	25,00	± 0,15	20,00	± 0,15
06	30,00	± 0,15	25,00	± 0,15
07	35,00	± 0,25	30,00	± 0,25
08	40,00	± 0,25	35,00	± 0,25
09	45,00	± 0,25	40,00	± 0,25
10	50,00	± 0,25	45,00	± 0,25
11	55,00	± 0,25	50,00	± 0,25
12	60,00	± 0,25	55,00	± 0,25
13	65,00	± 0,35	60,00	± 0,35
14	70,00	± 0,35	65,00	± 0,35
15	75,00	± 0,35	70,00	± 0,35
16	80,00	± 0,35	75,00	± 0,35
17	85,00	± 0,35	80,00	± 0,35
18	90,00	± 0,35	85,00	± 0,35
19	95,00	± 0,35	90,00	± 0,35
20	100,00	± 0,40	95,00	± 0,40
21	105,00	± 0,40	100,00	± 0,40
22	110,00	± 0,40	105,00	± 0,40
23	115,00	± 0,40	110,00	± 0,40
24	120,00	± 0,40	115,00	± 0,40


### Elevated Terminal Block

Part No.: **A13L026**

Customer:

DRW:	Jason	CHKD	Wilson	MATL:	Wilson	TOLERANCE	Mason	DATE	03.02.2011
APPD:	Schumi			FINISH	Jamy		Sheet No.	2 from 4	



# EDCON-COMPONENTS



## Ordering Informations


Serie	No. of Pos.	Body Color	No Function	Approval Code	ROHS	Packing	EDCON Cust. No.	Customer Version		
-------	-------------	------------	-------------	---------------	------	---------	-----------------	------------------	--	--

<b>A13L026</b>	<b>02</b>	<b>PG</b>	<b>A</b>	<b>N</b>	<b>R</b>	<b>B</b>				
----------------	-----------	-----------	----------	----------	----------	----------	--	--	--	--

Pitch 5,00	<b>02</b> = Number of Pos. Standard 2 + 3Pos- ~ 24Pos.	<b>PG</b> = Phoenix Green (Standard) <b>WH</b> = White <b>GN</b> = Green <b>GY</b> = Gray <b>LG</b> = Light Gray <b>OR</b> = Orange <b>BL</b> = Blue <b>BK</b> = Black	<b>A</b> = Slotted Screw Type (Standard)  <b>B</b> = Cross Slotted Screw Type 	<b>N</b> = NON Approval <b>A</b> = UL /UR Approval Please consult EDCON for available <b>B</b> = VDE Approval Please consult EDCON for available <b>C</b> = TÜV Approval Please consult EDCON for available	<b>R</b> = ROHS Conform <b>N</b> = NON ROHS Conform	<b>B</b> = Bulk-Ware <b>I</b> = Individual Package	<b>xxxxxx</b> = Customer Number	<b>xxx</b> = Customer Version ??(Printing)		
---------------	---	---	---	--	--	---	---------------------------------	--	--	--

Elevated Terminal Block	
Part No.:	<b>A13L026</b>
Customer:	

DRW:	Jason	CHKD	Wilson	MATL:	Wilson	TOLERANCE	Mason	DATE	03.02.2011
APPD:	Schumi			FINISH	Jamy		Sheet No.	3 from 4	



Soldering Profile Curve

Classification Reflow Profile (JEDEC J-STD-020C)



<b>Elevated Terminal Block</b>	
Part No.:	<b>A13L026</b>
Customer:	

DRW:	Jason	CHKD	Wilson	MATL:	Wilson	TOLERANCE	Mason	DATE	03.02.2011
APPD:	Schumi			FINISH	Jamy		Sheet No.	4 from 4	